

DINGLI

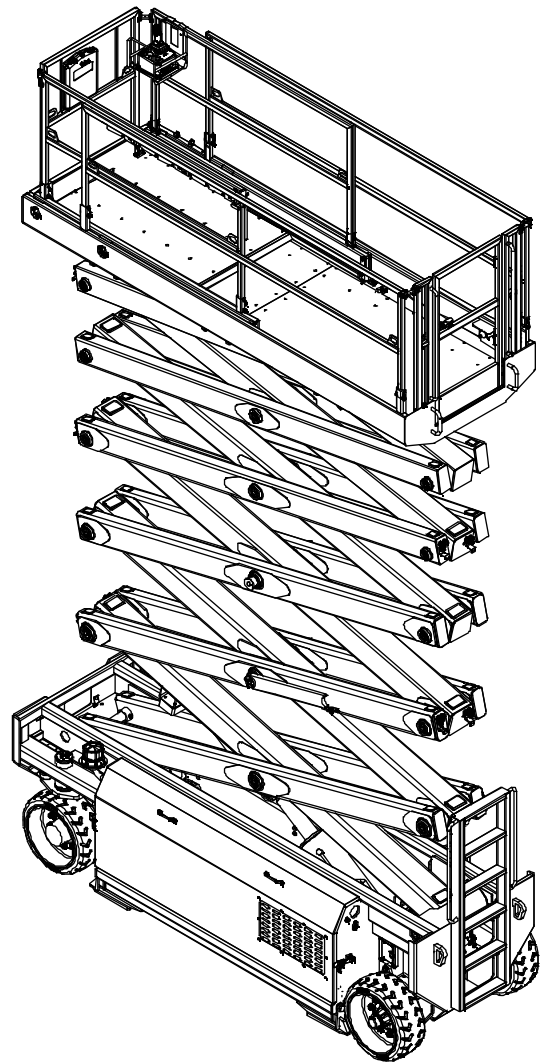
Exceed · New Height

Parts Manual

JCPT1912DCL

JCPT1712DCL

From SN
JPD1712023D0184-
JPD1912223B0108-JPD1912223F0237



CE

Part Number: SM012220119

Version Number: Rev1.2

August 2023 Printing

DINGLI

Foreword

We are very appreciated for your interesting with Dingli machine and choosing it for your application. Our priority above all is you can use the machine safely for your application and you can benefit from the Dingli machine mostly. For these reason we hope you can:

1. Comply with employer, job site and local governmental rules.
2. Safeguard your commitment to quality by always using genuine Dingli spare parts. Remember, Dingli cannot accept responsibility for the failure of a separator equipped with non-original spare parts. We guarantee the quality and reliability of our products.
3. All sketch maps of parts shown in this manual are for reference only, it is the practical that counts. This manual includes all the latest information up to the date when it was printed. All responsibilities for the revision and explanation of the manual rest with the Dingli. We also preserve the right to edit the technology characteristic and content of the manual.
4. Anyone who read the manual or used the machine, is encouraged to notify Dingli Machinery Co, Ltd of any errors or send in suggestions for improvement. All communications will be carefully considered for future printings of this and other manuals, certainly if you have any question about the machine, please contact with our team by dialing technical support phone, sending email, or any methods you want, etc. Our contact information as bellow:

If you are in China Mainland, Please contact with:

Zhejiang Dingli Machinery Co.,Ltd. Domestic Office:

Phone: +86 572 8681766
Fax: +86 572 8681700
Email: sales@cndingli.com

If you are out of the China Mainland, Please contact with:

Zhejiang Dingli Machinery Co.,Ltd. International Office:

Phone: +86 572 8681688
Fax: +86 572 8681690
Email: export@cndingli.com

Table of Contents

Section 1 Chassis

101.1	Steer Linkage and Wheels Assembly	2
102.1	Pothole Protection Assembly	5
103.1	Right Tray Door Installation	8
104.1	Right Tray Assembly (JCPT1912DCL)	11
104.2	Right Tray Assembly (JCPT1712DCL)	14
105.1	Motor Controller Assembly 1 (JCPT1912DCL)	16
105.2	Motor Controller Assembly 1 (JCPT1712DCL)	17
106.1	Beacon Assembly	18
107.1	Battery Assembly	19
108.1	Ground Control Box Assembly	20
109.1	Function Manifold Assembly (JCPT1912DCL)	23
109.2	Function Manifold Assembly (JCPT1712DCL)	25
110.1	Left Tray Door and Hydraulic Tank Installation	26
111.1	Hydraulic Tank Assembly (JCPT1912DCL)	28
111.2	Hydraulic Tank Assembly (JCPT1712DCL)	30
112.1	Left Tray Assembly (JCPT1912DCL)	33
112.2	Left Tray Assembly (JCPT1712DCL)	36
113.1	Pump Motor Assembly	39
114.1	Ladder and Chassis Accessory Installation	40
115.1	Rear Wheel	43

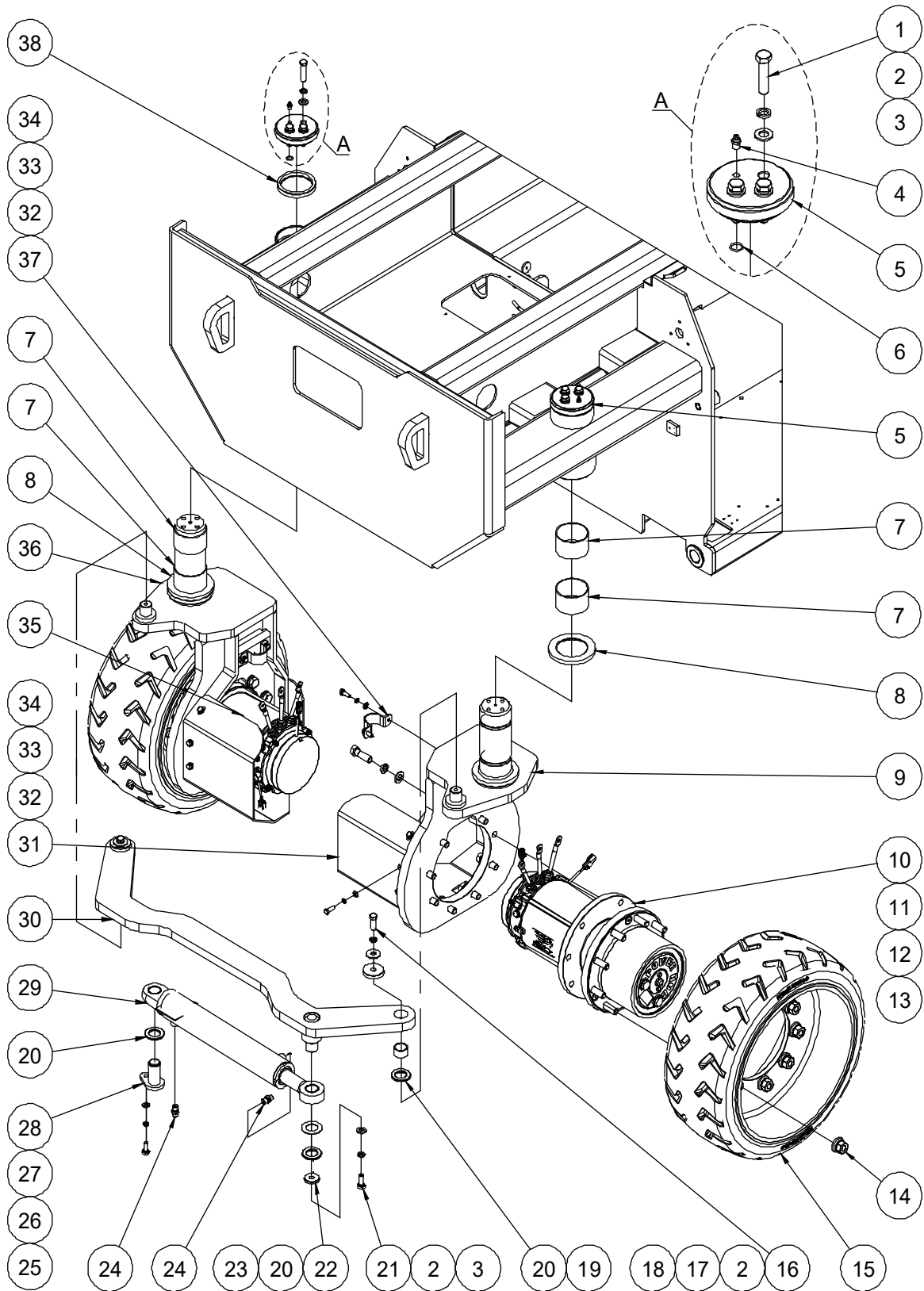
Section 2 Scissor

201.1	Scissor Arms Installation (JCPT1912DCL)	46
201.2	Scissor Arms Installation (JCPT1712DCL)	48
202.1	Scissor Arm pin joint A	50
203.1	Scissor Arm pin joint B	51
204.1	Scissor Arm pin joint C	53
205.1	Scissor Arm pin joint D	54
206.1	Scissor Arm pin joint E	55
207.1	Scissor Arm pin joint F	56
208.1	Scissor Arm pin joint G	57
209.1	Scissor Arm pin joint H	58
210.1	Scissor Arm pin joint J	59
211.1	Scissor Arm pin joint K	60

212.1	Lift cylinder and Scissor Accessory Installation (JCPT1912DCL)	61
212.2	Lift cylinder and Scissor Accessory Installation (JCPT1712DCL)	63
213.1	Rotary Sensor Assembly	65
Section 3 Platform		
301.1	Main Platform Assembly	68
302.1	Platform Extension Assembly	71
303.1	Platform Control Box Assembly	74
Section 4 Hydraulic System		
401.1	Lift Cylinder Assembly	76
402.1	Function Manifold	78
403.1	Hydraulic Hoses and Fittings	80
Section 5 Electrical System		
501.1	Electrical Harness	83
502.1	Power to Platform.....	86
Section 6 Decal		
601.1	Decals with Words (JCPT1912DCL).....	89
601.2	Decals with Words (JCPT1712DCL).....	94
602.1	Decals with Symbols (JCPT1912DCL).....	99
602.2	Decals with Symbols (JCPT1712DCL).....	103

Section 1 Chassis

101.1 Steer Linkage and Wheels Assembly



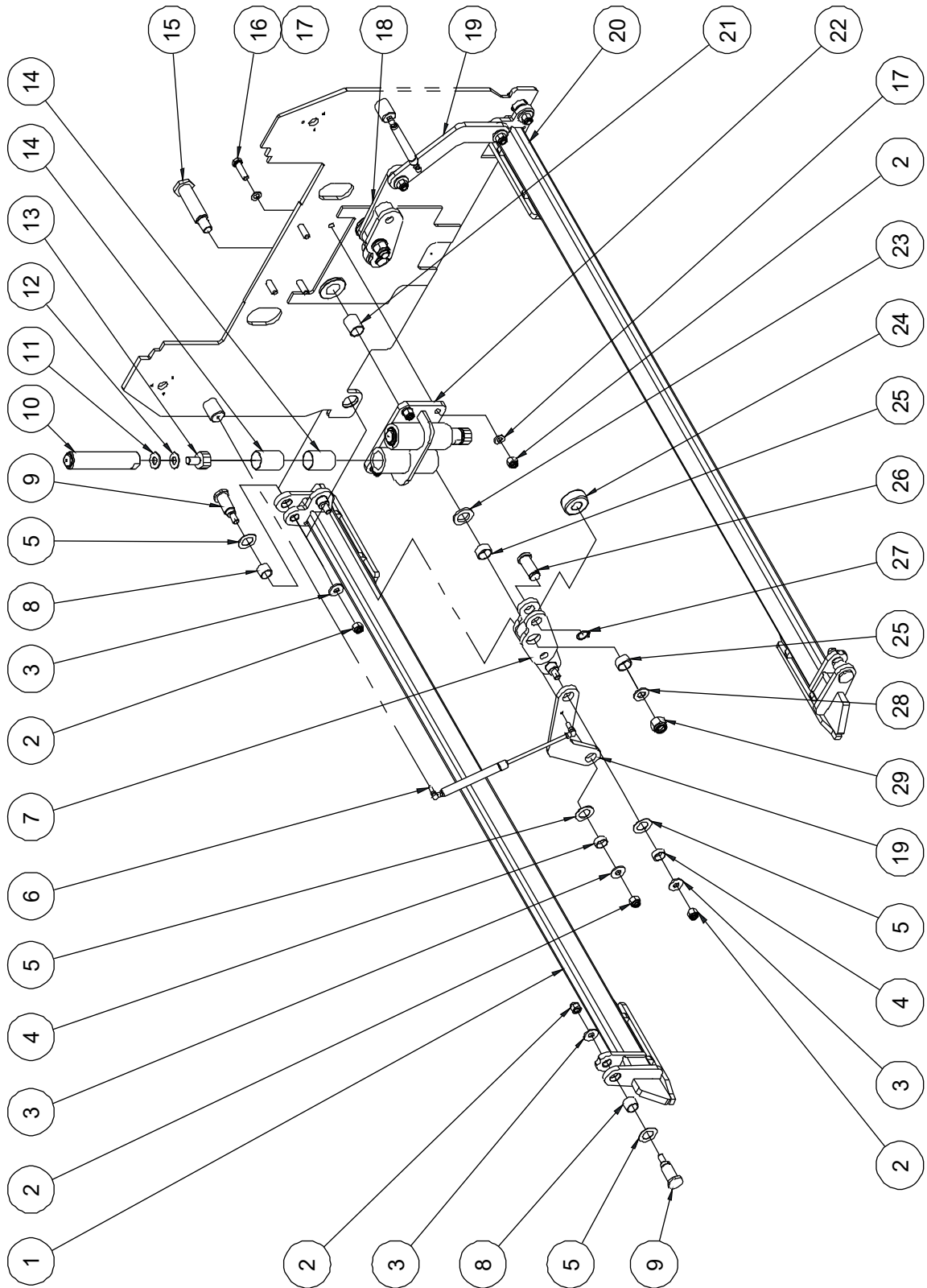
101.1 Steer Linkage and Wheels Assembly

Item	Part No.	Description	Qty.
1	00001856	Bolt GB/T 5783 M12×50	6
2	00000815	Washer GB/T 93 12	9
3	00000814	Washer GB/T 97.1 12	7
4	00004483	Grease nipple GB/T 1152 M10×1	2
5	10022305	Cover	2
6	00006127	O-ring GB/T 3452.1-14×1.8	2
7	00009631	8812-808550A Bearing	4
8	10022304	Washer	2
9	10022291	Steer yoke weldment	1
10	10011237	Drive motor assembly	2
--	00006312	Reducer	1
--	10011238	Motor	1
--	00006313	Brake	1
11	00003699	5/8-11×2" Bolt ANSI B18.2.1	16
12	00001035	Washer GB/T 93 16	16
13	00000997	Washer GB/T 97.1 16	16
14	00002274	5/8-18UNF Nut	18
15	10022299	Wheel	2
16	00002046	Bolt GB/T 5783 M12×35	2
17	00002601	Washer GB/T 96.1 12	2
18	10014422	Washer	2
19	00003063	8813-303620 Bearing	2
20	10014421	Washer	4
21	00002059	Bolt GB/T 5783 M12×30	1
22	10010963	Washer	1
23	00004610	8832-32 Bearing	1
24	00001282	Straight fitting	2
25	00000678	Bolt GB/T 5783 M10×25	1
26	00000679	Washer GB/T 93 10	1

101.1 Steer Linkage and Wheels Assembly

Item	Part No.	Description	Qty.
27	00000615	Washer GB/T 97.1 10	1
28	10014417	Pin	1
29	10021986	Steer cylinder assembly (without seal kit)	1
--	00006620	Seal kit	1
30	10022301	Tie rod weldment	1
31	10022289	Protect cover	1
32	00000993	Bolt GB/T 5783 M8×25	14
33	00000609	Washer GB/T 93 8	14
34	00000608	Washer GB/T 97.1 8	14
35	10022288	Protect cover	1
36	10022298	Rotary sensor	1
37	10022287	Clamp	2
38	00009667	Seal GB/T 13871.1 FB 80 100 12 III	2

102.1 Pothole Protection Assembly



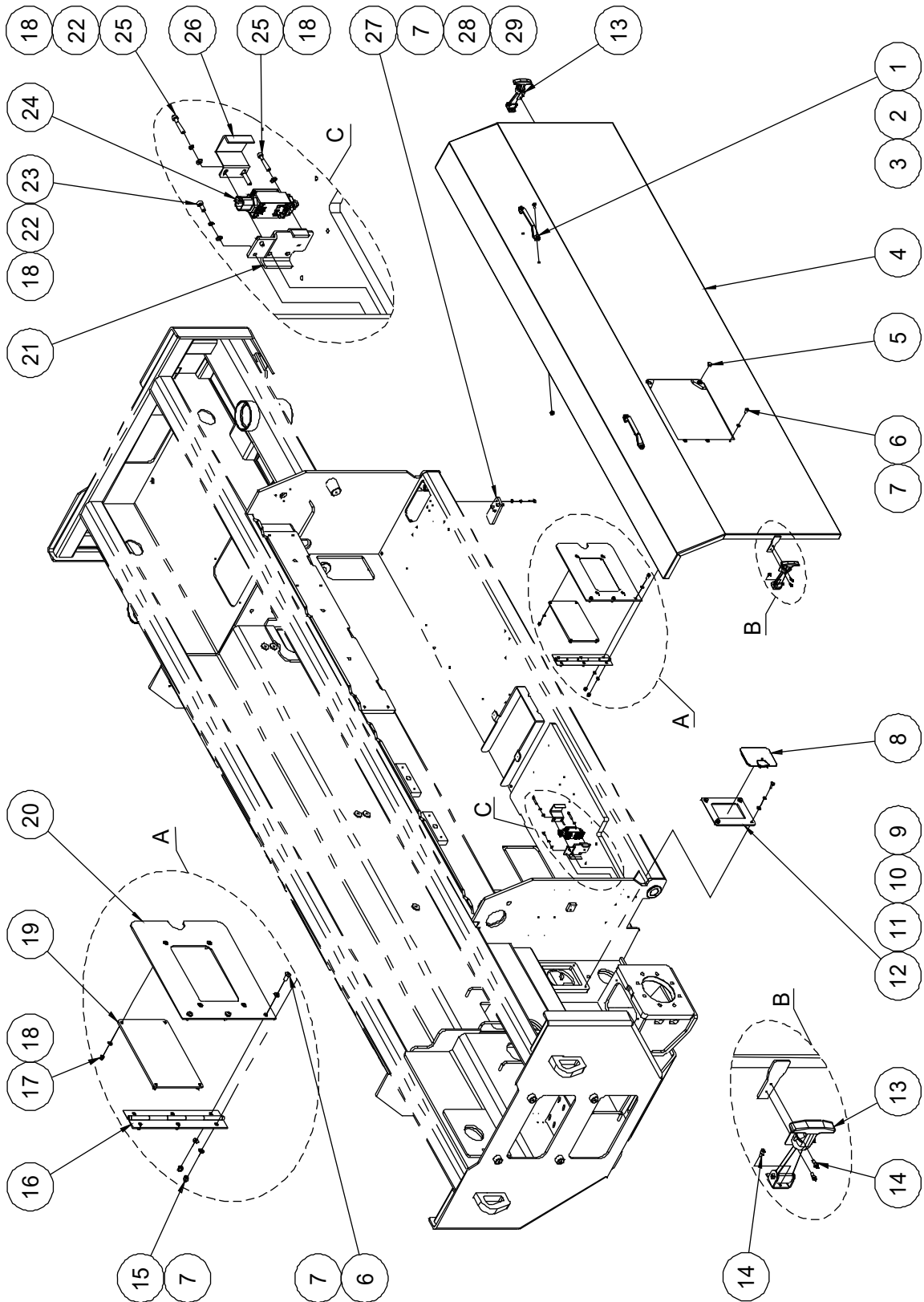
102.1 Pothole Protection Assembly

Item	Part No.	Description	Qty.
1	10022330	Pothole guard weldment (JCPT1912DCL)	1
	10023388	Pothole guard weldment (JCPT1712DCL)	1
2	00001257	Nut GB/T 6182 M16	12
3	10022344	Washer	8
4	00000373	8812-303414 Bearing	4
5	00004610	8832-32 Bearing	8
6	10022464	Gas shock	2
7	10022320	Linkage weldment	1
8	00000376	8812-303425 Bearing	4
9	10022339	Pin	4
10	10023430	Pothole hole pusher rod	2
11	10023432	Adjusting washer 2	2
12	10023431	Adjusting washer 1	2
13	10023433	Pothole hole pusher pin	2
14	00000401	8812-455075 Bearing	4
15	10022329	Pin	2
16	00002339	Bolt GB/T 5783 M16×55	4
17	00000997	Washer GB/T 97.1 16	8
18	10022315	Linkage weldment	1
19	10022322	Pothole link plate	2
20	10022340	Pothole guard weldment (JCPT1912DCL)	1
	10023390	Pothole guard weldment (JCPT1712DCL)	1
21	00000394	8812-354045 Bearing	2
22	10022311	Pothole guide	1
23	10022337	Washer	2
24	10022328	Roller	2
25	00009643	8812-354020 Bearing	4
26	00009654	892-30059 Pin	2
27	00000783	Circlips JB/ZQ 4342-30	2

102.1 Pothole Protection Assembly

Item	Part No.	Description	Qty.
28	00001159	Washer GB/T 97.1 24	2
29	00005262	Nut GB/T 6182 M24	2

103.1 Right Tray Door Installation



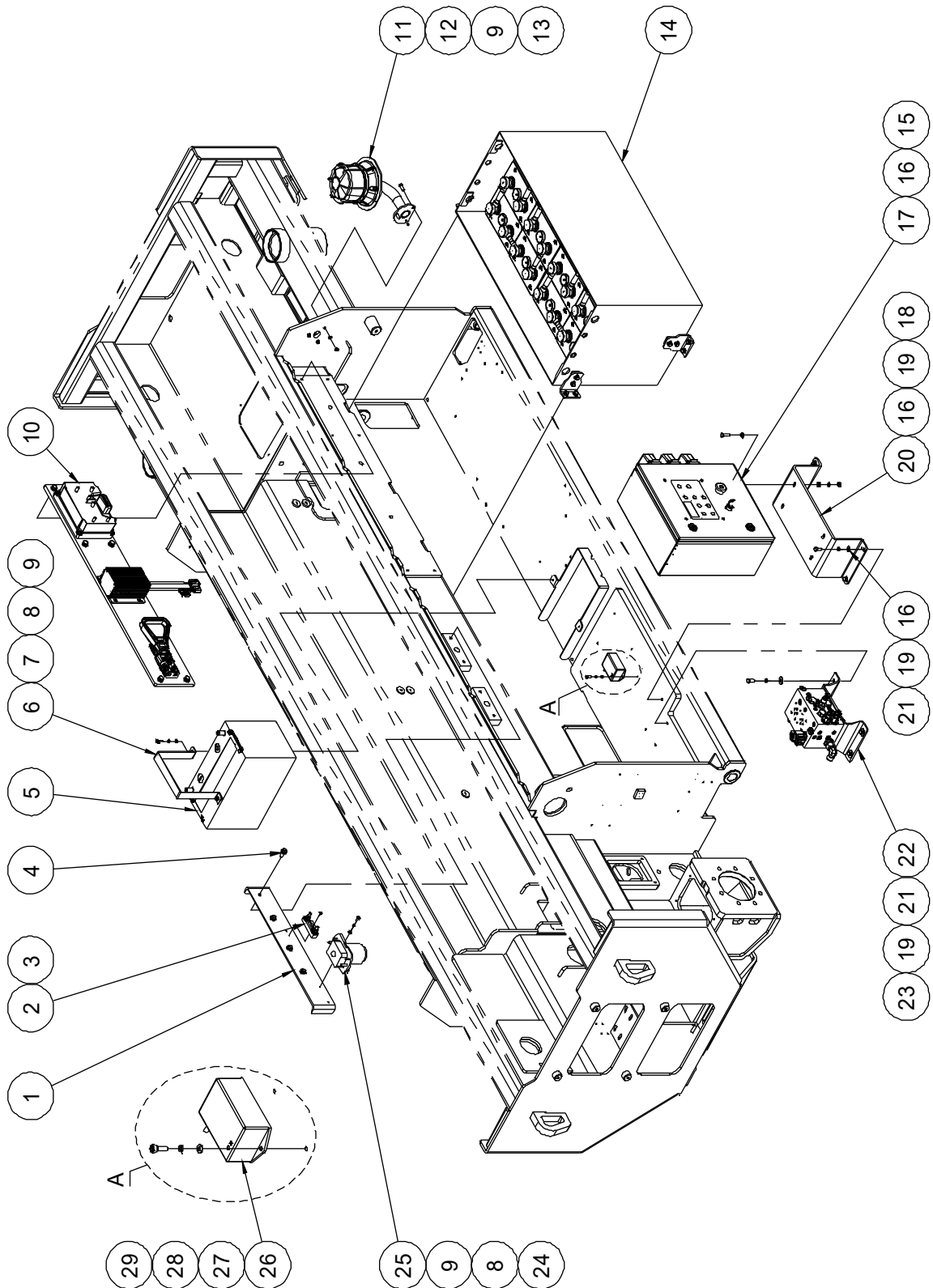
103.1 Right Tray Door Installation

Item	Part No.	Description	Qty.
1	10011979	Handle	2
2	00000832	Screw GB/T 70.3 M6×25	4
3	00002574	Nut GB/T 6183.1 M6	4
4	10022410	Side door 1 (JCPT1912DCL)	1
	10023392	Side door 1 (JCPT1712DCL)	1
5	10002550	Magnet	2
6	00001986	Screw GB/T 818 M6×16 - H	6
7	00000620	Washer GB/T 97.1 6	16
8	92101175	Cover	1
9	00001063	Bolt GB/T 5783 M8×16	4
10	00000609	Washer GB/T 93 8	4
11	00000608	Washer GB/T 97.1 8	4
12	10024106	Plate	1
13	50000822	Latch	2
14	00001987	Screw GB/T 70.1 M4×8	10
15	00001033	Nut GB/T 6182 M6	6
16	10002660	Hinge	1
17	00000613	Nut GB/T 6182 M5	4
18	00000605	Washer GB/T 97.1 5	10
19	10013713	Plexiglass plate	1
20	10013711	Control door weldment	1
21	10022426	Switch bracket	1
22	00000606	Washer GB/T 93 5	4
23	00001252	Screw GB/T 70.1 M5×12	2
24	00007930	Limit switch	1
25	00001253	Screw GB/T 70.1 M5×30	4
26	10000042	Switch cover	1
27	10024120	Bumper	1
28	00000621	Washer GB/T 93 6	4

103.1 Right Tray Door Installation

Item	Part No.	Description	Qty.
29	00001034	Screw GB/T 70.1 M6×25	4

104.1 Right Tray Assembly (JCPT1912DCL)



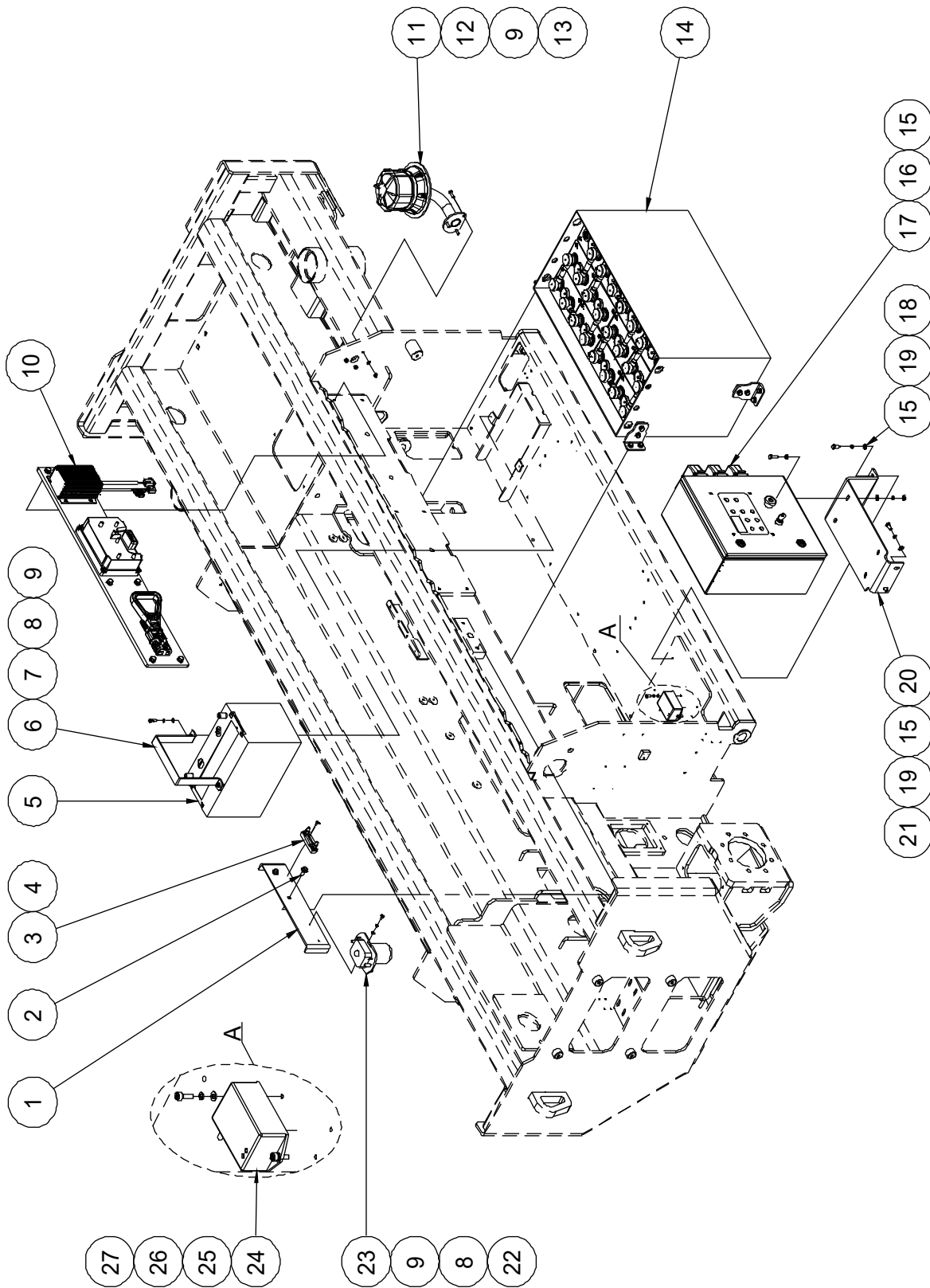
104.1 Right Tray Assembly (JCPT1912DCL)

Item	Part No.	Description	Qty.
1	10022796	Mounting plate	1
2	00001031	350A Fuse assembly	1
--	00000758	350A Fuse	1
--	00000757	Fuse seat	1
3	00001003	Screw GB/T 973 M4×12	2
4	00002873	Bolt QC/T 340 M10×20	4
5	00002200	Battery	1
6	10011211	Press plate	1
7	00000774	Screw GB/T 70.1 M6×20	2
8	00000621	Washer GB/T 93 6	4
9	00000620	Washer GB/T 97.1 6	10
10		Motor controller assembly 1 (refer to 105.1)	1
11		Beacon assembly (refer to 106.1)	1
12	00000832	Screw GB/T 70.3 M 6×25	3
13	00001033	Nut GB/T 6182 M6	6
14		Battery assembly (refer to 107.1)	1
15	00000993	Bolt GB/T 5783 M8×25	4
16	00000608	Washer GB/T 97.1 8	16
17		Ground control box assembly (refer to 108.1)	1
18	00000610	Nut GB/T 6170 M8	4
19	00000609	Washer GB/T 93 8	16
20	10022248	Control box bracket	1
21	00000875	Bolt GB/T 5783 M8×20	8
22		Function manifold assembly (refer to 109.1)	1
23	00002000	Washer GB/T 96.1 8	4
24	00001060	Screw GB/T 818 M6×12 - H	2
25	00005407	DC Contactor	1
26	00003962	Tilt sensor	1
27	00000605	Washer GB/T 97.1 5	2

104.1 Right Tray Assembly (JCPT1912DCL)

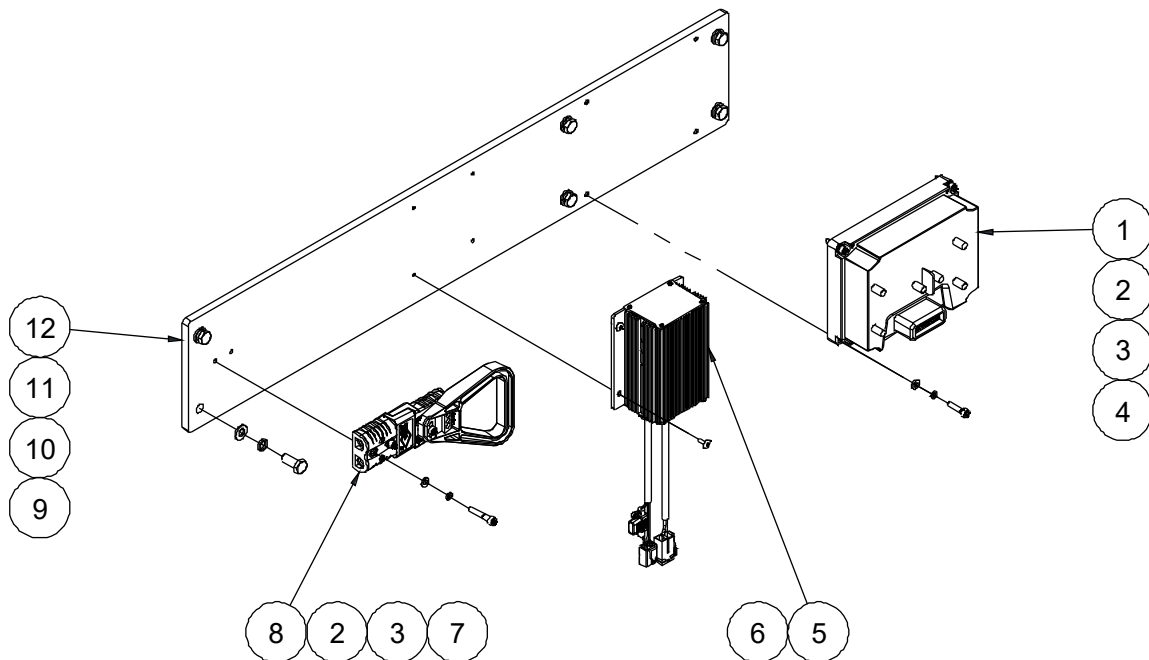
Item	Part No.	Description	Qty.
28	00000606	Washer GB/T 93 5	2
29	00001246	Screw GB/T 70.1 M5×16	2

104.2 Right Tray Assembly (JCPT1712DCL)



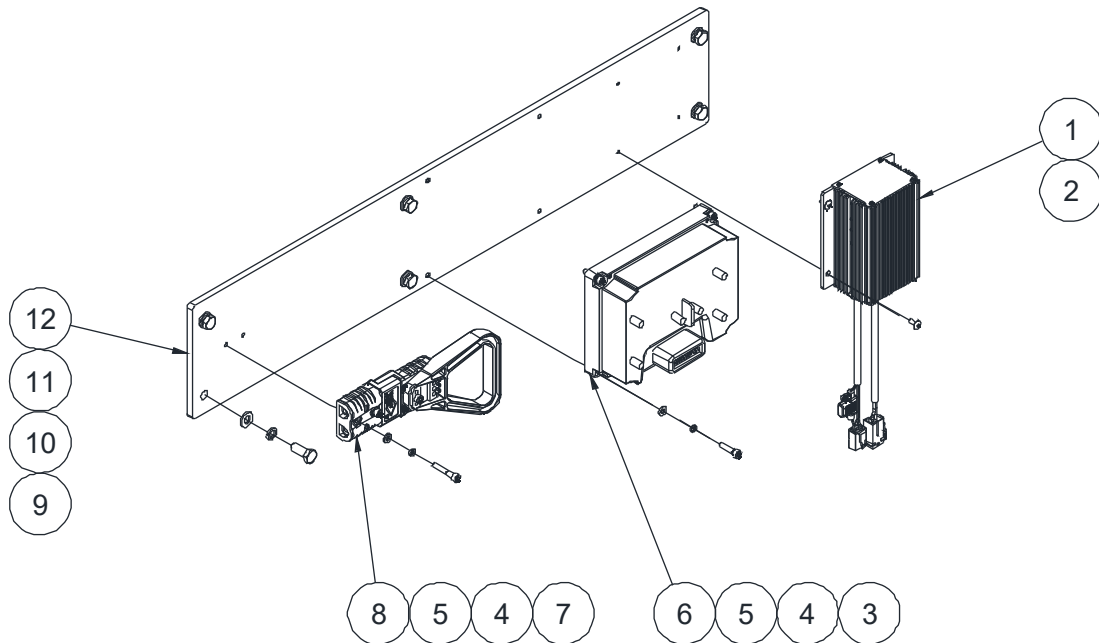
104.2 Right Tray Assembly (JCPT1712DCL)

Item	Part No.	Description	Qty.
1	10023402	Mounting plate	1
2	00002873	Bolt QC/T 340 M10×20	2
3	00001031	350A Fuse assembly	1
--	00000758	350A Fuse	1
--	00000757	Fuse seat	1
4	00001003	Screw GB/T 973 M4×12	2
5	00002200	Battery	1
6	10011211	Press plate	1
7	00000774	Screw GB/T 70.1 M6×20	2
8	00000621	Washer GB/T 93 6	4
9	00000620	Washer GB/T 97.1 6	7
10		Motor controller assembly 1 (refer to 105.2)	1
11		Beacon assembly (refer to 106.1)	1
12	00000832	Screw GB/T 70.3 M6×25	3
13	00001033	Nut GB/T 6182 M6	6
14		Battery assembly (refer to 107.1)	1
15	00000608	Washer GB/T 97.1 8	8
16	00000993	Bolt GB/T 5783 M8×25	4
17		Ground control box assembly (refer to 108.1)	1
18	00000875	Bolt GB/T 5783 M8×20	4
19	00000609	Washer GB/T 93 8	8
20	10023398	Control box bracket	1
21	00000610	Nut GB/T 6170 M8	4
22	00001060	Screw GB/T 818 M6×12 - H	2
23	00005407	DC Contactor	1
24	00003962	Tilt sensor	1
25	00000605	Washer GB/T 97.1 5	2
26	00000606	Washer GB/T 93 5	2
27	00001246	Screw GB/T 70.1 M5×16	2

105.1 Motor Controller Assembly 1 (JCPT1912DCL)**105.1 Motor Controller Assembly 1 (JCPT1912DCL)**

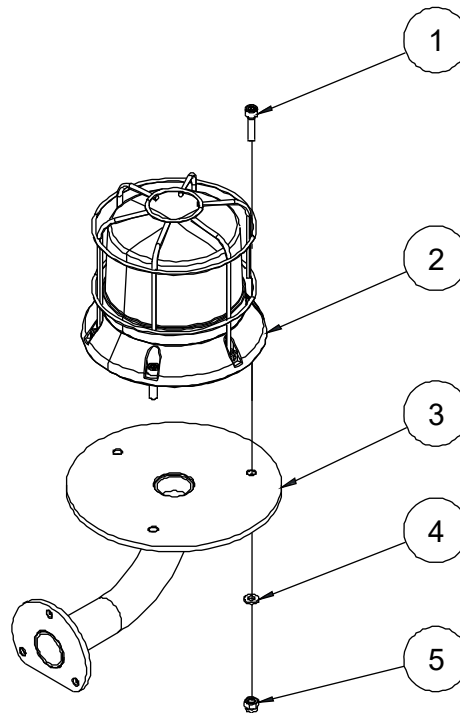
Item	Part No.	Description	Qty.
1	00000641	Motor controller	1
2	00000620	Washer GB/T 97.1 6	6
3	00000621	Washer GB/T 93 6	6
4	00001034	Screw GB/T 70.1 M6×25	4
5	00007381	DC power supply	1
6	00001011	Screw GB/T 973 M5×12	4
7	00002934	Screw GB/T 70.1 M6×35	2
8	00003951	Power connector	1
9	00000678	Bolt GB/T 5783 M10×25	6
10	00000679	Washer GB/T 93 10	6
11	00000615	Washer GB/T 97.1 10	6
12	10024116	Mounting plate	1

105.2 Motor Controller Assembly 1 (JCPT1712DCL)



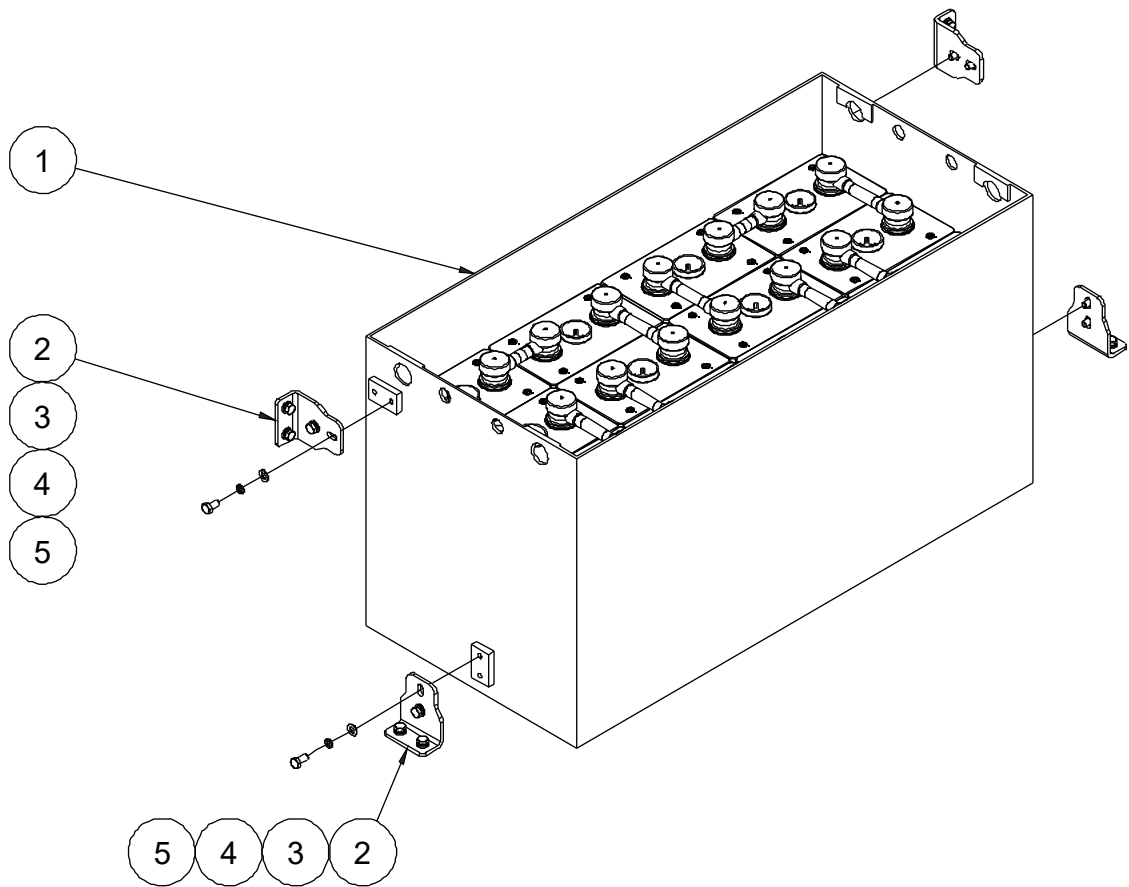
105.2 Motor Controller Assembly 1 (JCPT1712DCL)

Item	Part No.	Description	Qty.
1	00007381	DC power supply	1
2	00001011	Screw GB/T 973 M5×12	4
3	00001034	Screw GB/T 70.1 M6×25	4
4	00000621	Washer GB/T 93 6	6
5	00000620	Washer GB/T 97.1 6	6
6	00000641	Motor controller	1
7	00002934	Screw GB/T 70.1 M6×35	2
8	00003951	Power connector	1
9	00000678	Bolt GB/T 5783 M10×25	6
10	00000679	Washer GB/T 93 10	6
11	00000615	Washer GB/T 97.1 10	6
12	10024176	Mounting plate	1

106.1 Beacon Assembly**106.1 Beacon Assembly**

Item	Part No.	Description	Qty.
1	00001034	Screw GB/T 70.1 M6×25	3
2	00004883	Beacon	1
3	10022422	Beacon bracket weldment	1
4	00000620	Washer GB/T 97.1 6	3
5	00001033	Nut GB/T 6182 M6	3

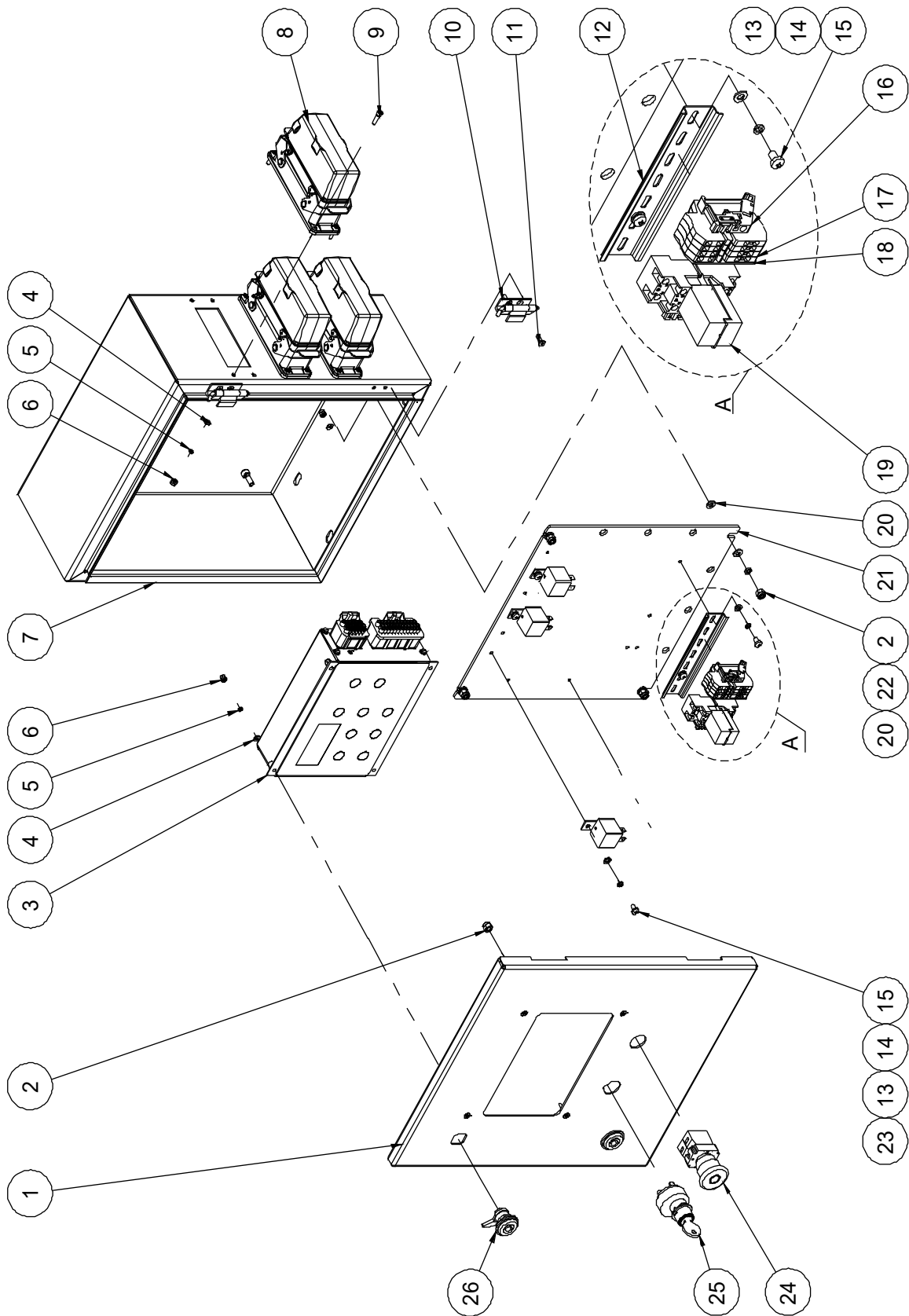
107.1 Battery Assembly



107.1 Battery Assembly

Item	Part No.	Description	Qty.
1	00010363	Battery (JCPT1912DCL)	1
	00010364	Battery (JCPT1712DCL)	1
2	10022602	Locating plate	4
3	00000608	Washer GB/T 97.1 8	16
4	00000609	Washer GB/T 93 8	16
5	00001063	Bolt GB/T 5783 M8×16	16

108.1 Ground Control Box Assembly



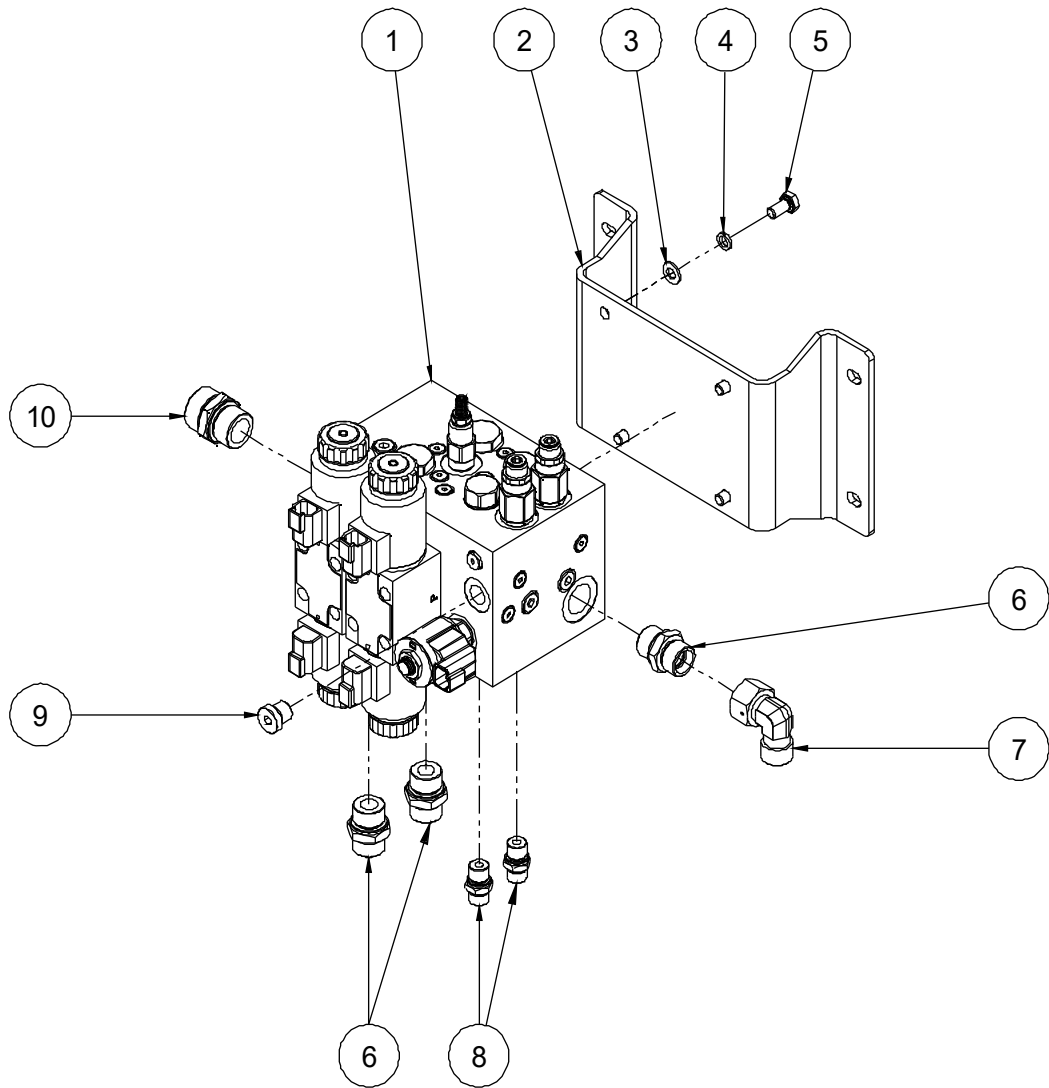
108.1 Ground Control Box Assembly

Item	Part No.	Description	Qty.
1	10016383	Ground control box cover	1
2	00000742	Nut GB/T 889.1 M6	6
3	00007940	Controller	1
4	00000778	Washer GB/T 97.1 4	20
5	00000779	Washer GB/T 93 4	16
6	00001236	Nut GB/T 889.1 M4	20
7	10011476	Ground control box weldment	1
8	00009128	Connector	3
9	00000604	Screw GB/T 70.1 M4×16	12
10	50000217	Hinge	2
11	00005259	Screw GB/T 819 M4×14 - H	4
12	10004977	Terminal rail	1
13	00000605	Washer GB/T 97.1 5	5
14	00000606	Washer GB/T 93 5	5
15	00002391	Screw GB/T 818 M5×8 - H	5
16	00000660	End, Fixation	2
17	00000659	End, Straight	4
18	00002593	End, Plate	1
19	00000647	Relay	1
20	00000620	Washer GB/T 97.1 6	8
21	10013770	Mounting plate	1
22	00000621	Washer GB/T 93 6	4
23	00002206	Relay	3
24	00000923	Emergency stop switch	1
--	00000754	Red mushroom head	1
--	00000752	Base with 1 NC contact	1
25	00001243	Key switch (key removable in off position)	1
	00003356	Key switch (key removable in all position)	1
--	00003050	Key	1

108.1 Ground Control Box Assembly

Item	Part No.	Description	Qty.
26	00001296	Latch, Column	2

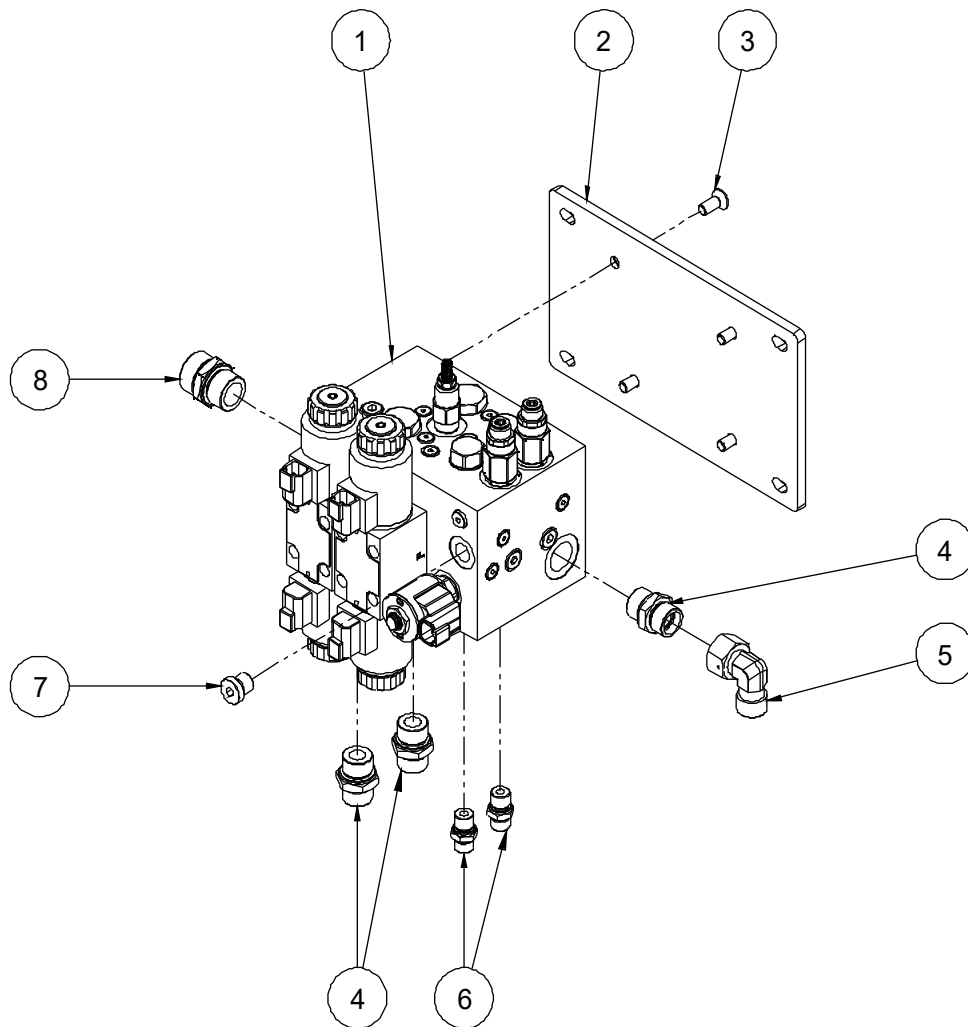
109.1 Function Manifold Assembly (JCPT1912DCL)



109.1 Function Manifold Assembly (JCPT1912DCL)

Item	Part No.	Description	Qty.
1		Function manifold (refer to 402.1)	1
2	10022408	Bracket	1
3	00000608	Washer GB/T 97.1 8	4
4	00000609	Washer GB/T 93 8	4
5	00001063	Bolt GB/T 5783 M8×16	4
6	00001266	Straight fitting	3
7	00001835	Elbow	1
8	00001282	Straight fitting	2
9	00001073	Plug VST114×1.5ED	1
10	00001269	Straight fitting	1

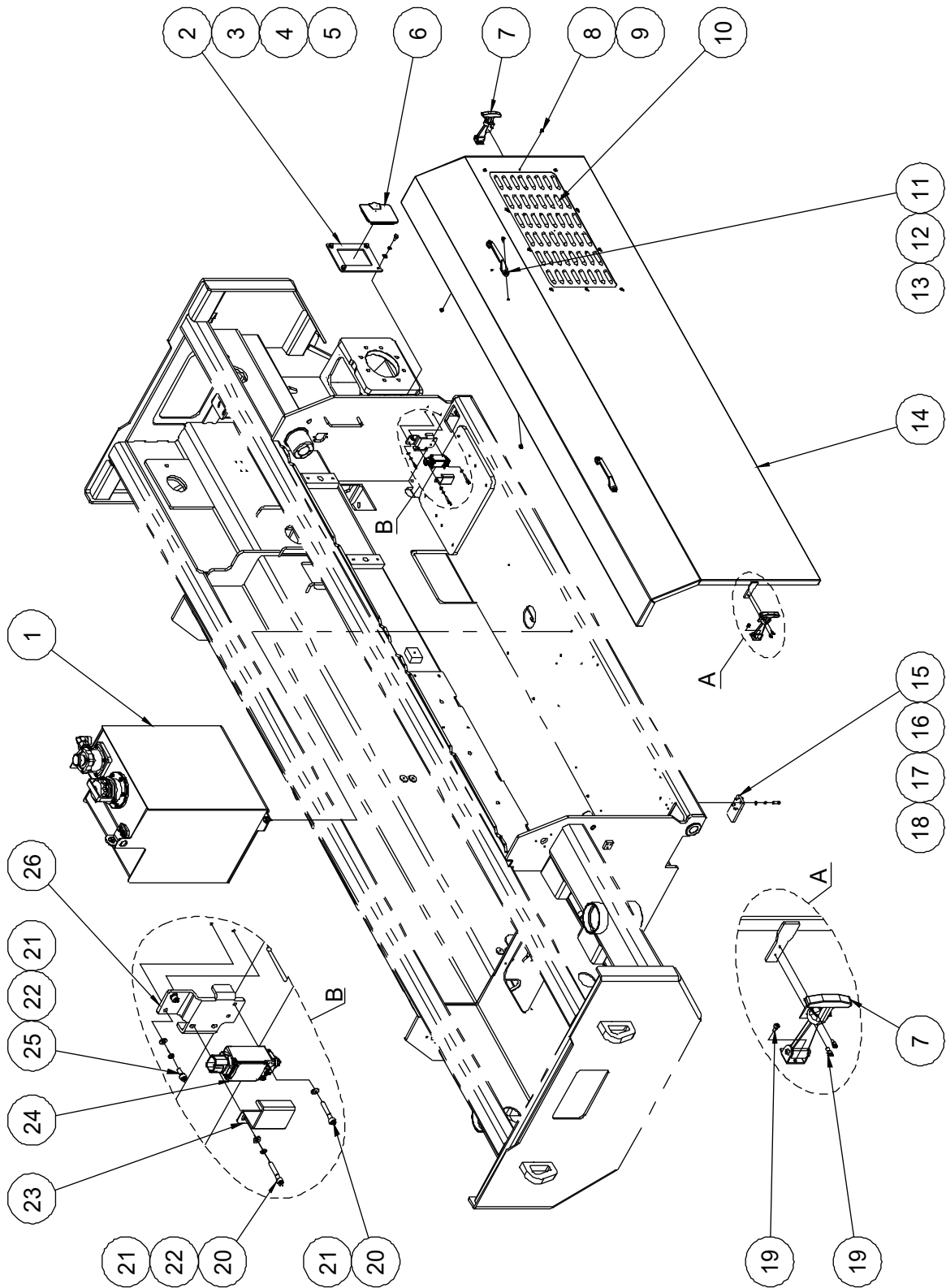
109.2 Function Manifold Assembly (JCPT1712DCL)



109.2 Function Manifold Assembly (JCPT1712DCL)

Item	Part No.	Description	Qty.
1		Function manifold (refer to 402.1)	1
2	10023231	Bracket	1
3	00000765	Screw GB/T 70.3 M8×20	4
4	00001266	Straight fitting	3
5	00001835	Elbow	1
6	00001282	Straight fitting	2
7	00001073	Plug VST114×1.5ED	1
8	00001269	Straight fitting	1

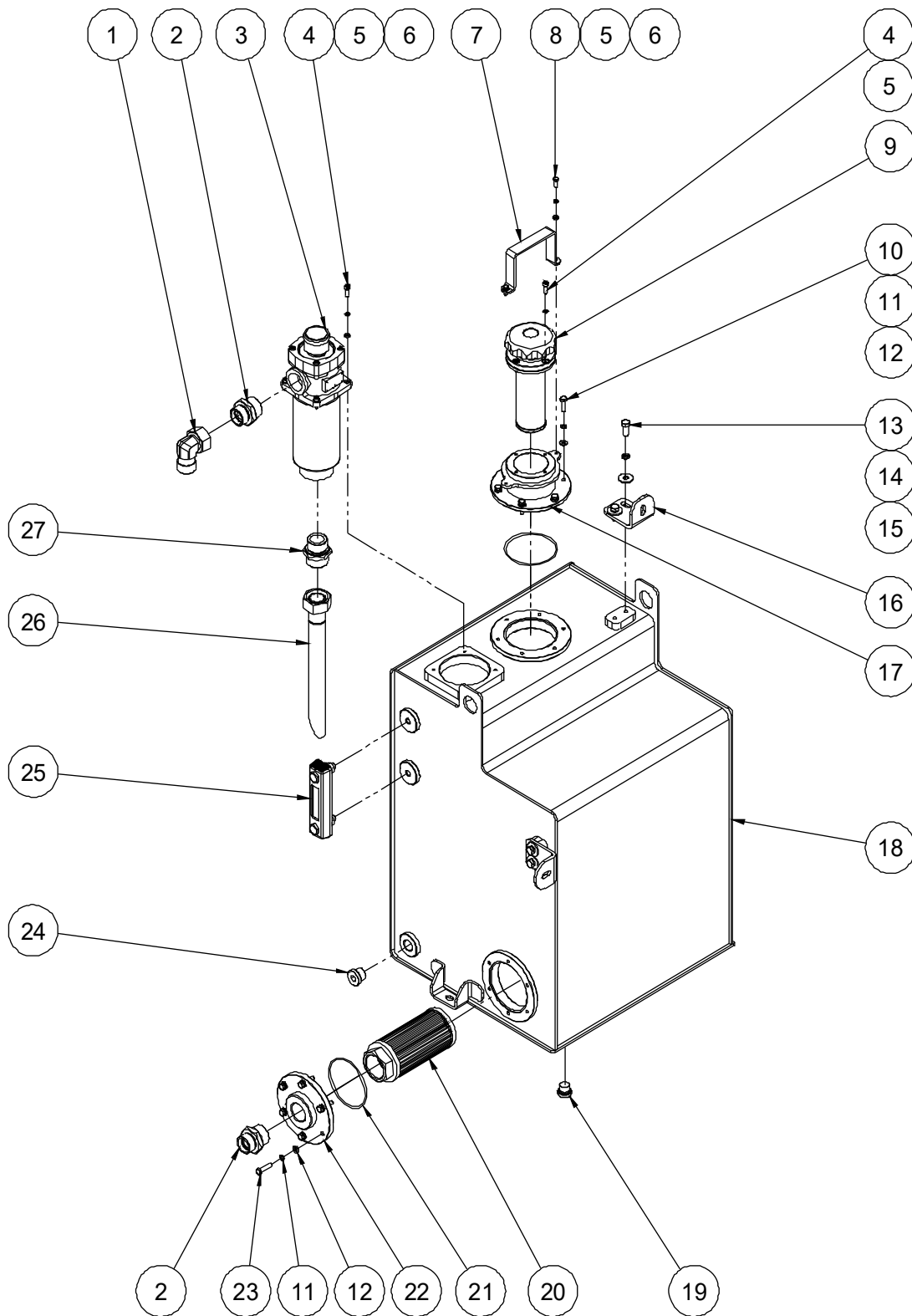
110.1 Left Tray Door and Hydraulic Tank Installation



110.1 Left Tray Door and Hydraulic Tank Installation

Item	Part No.	Description	Qty.
1		Hydraulic tank assembly (refer to 111.1) (JCPT1912DCL)	1
		Hydraulic tank assembly (refer to 111.1) (JCPT1712DCL)	1
2	10024106	Plate	1
3	00000608	Washer GB/T 97.1 8	4
4	00000609	Washer GB/T 93 8	4
5	00001063	Bolt GB/T 5783 M8×16	4
6	92101175	Cover	1
7	50000822	Latch	2
8	00001011	Screw GB/T 973 M5×12	10
9	00002573	Nut GB/T 6183.1 M5	10
10	10022416	Pump grill	1
11	10011979	Handle	2
12	00000832	Screw GB/T 70.3 M6×25	4
13	00002574	Nut GB/T 6183.1 M6	4
14	10022414	Side door 2 (JCPT1912DCL)	1
	10023395	Side door 2 (JCPT1712DCL)	1
15	10024120	Bumper	1
16	00000620	Washer GB/T 97.1 6	4
17	00000621	Washer GB/T 93 6	4
18	00001034	Screw GB/T 70.1 M6×25	4
19	00001987	Screw GB/T 70.1 M4×8	10
20	00001253	Screw GB/T 70.1 M5×30	4
21	00000605	Washer GB/T 97.1 5	6
22	00000606	Washer GB/T 93 5	4
23	10000042	Switch cover	1
24	00007930	Limit switch	1
25	00001252	Screw GB/T 70.1 M5×12	2
26	10022432	Switch bracket	1

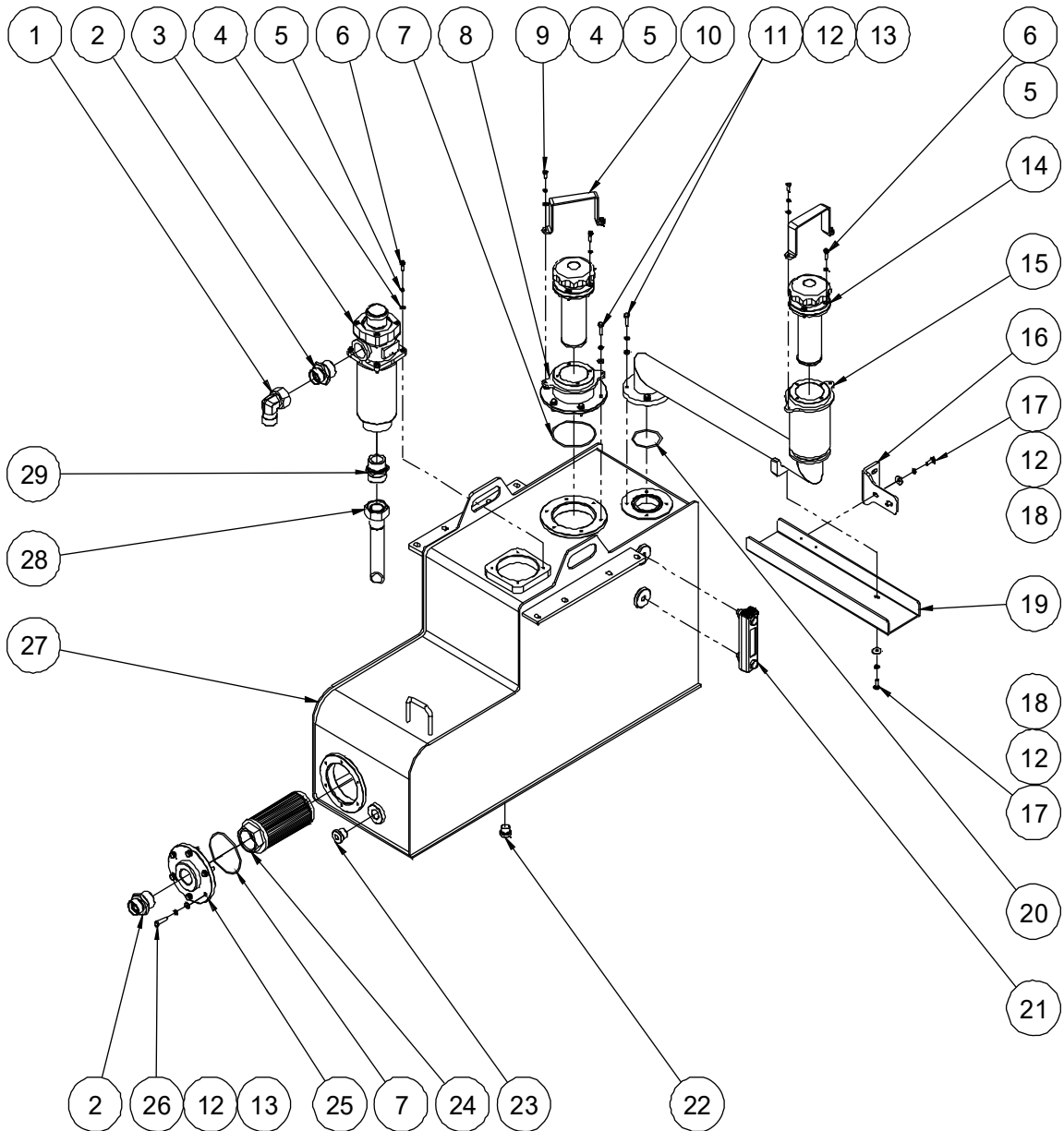
111.1 Hydraulic Tank Assembly (JCPT1912DCL)



111.1 Hydraulic Tank Assembly (JCPT1912DCL)

Item	Part No.	Description	Qty.
1	00001836	Elbow	1
2	00001272	Straight fitting	2
3	00003113	Return filter	1
--	00004416	Filter element	1
4	00001246	Screw GB/T 70.1 M5×16	8
5	00000606	Washer GB/T 93 5	10
6	00000605	Washer GB/T 97.1 5	6
7	10013558	Cover weldment	1
8	00002246	Bolt GB/T 5783 M5×12	2
9	00000520	Air cleaner	1
10	00000743	Bolt GB/T 5783 M6×20	6
11	00000621	Washer GB/T 93 6	12
12	00000620	Washer GB/T 97.1 6	12
13	00000875	Bolt GB/T 5783 M8×20	4
14	00000609	Washer GB/T 93 8	4
15	00002000	Washer GB/T 96.1 8	4
16	10023224	Bracket	2
17	10022403	Cover weldment	1
18	10022051	Hydraulic tank weldment	1
19	00001074	Plug VSTI16×1.5ED	1
20	00000519	Suction filter	1
21	00001536	O-ring As568A 82.22×2.62	2
22	50001437	Flange	1
23	00000619	Bolt GB/T 5783 M6×25	6
24	00001076	Plug VSTI20×1.5ED	1
25	00001873	Level gauge	1
26	10011583	Pipe	1
27	00002071	Straight fitting	1

111.2 Hydraulic Tank Assembly (JCPT1712DCL)



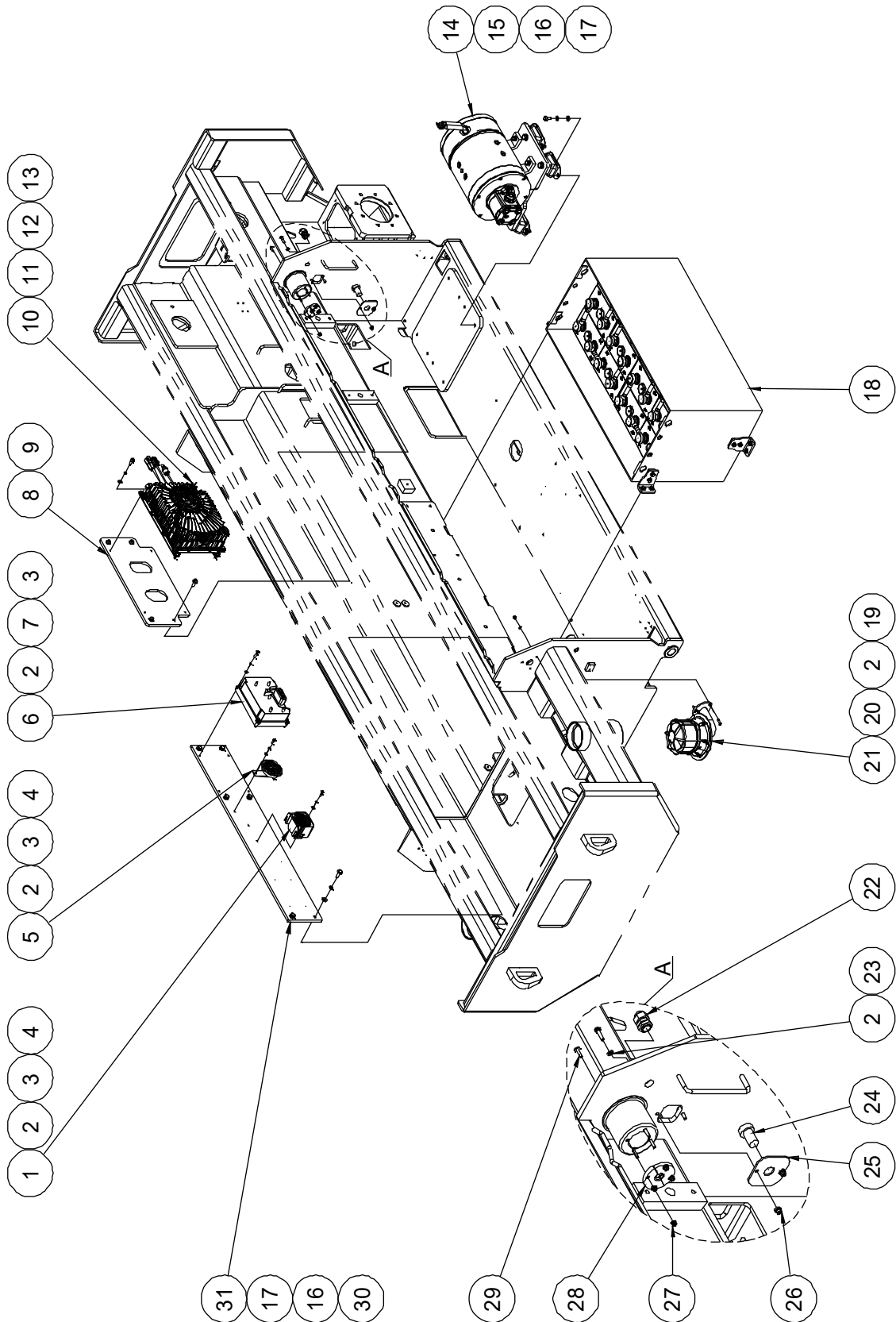
111.2 Hydraulic Tank Assembly (JCPT1712DCL)

Item	Part No.	Description	Qty.
1	00001836	Elbow	1
2	00001272	Straight fitting	2
3	00003113	Return filter	1
--	00004416	Filter element	1
4	00000605	Washer GB/T 97.1 5	8
5	00000606	Washer GB/T 93 5	16
6	00001246	Screw GB/T 70.1 M5×16	12
7	00001536	O-ring As568A 82.22×2.62	2
8	10022403	Cover weldment	1
9	00002246	Bolt GB/T 5783 M5×12	4
10	10013558	Cover weldment	2
11	00000743	Bolt GB/T 5783 M6×20	10
12	00000621	Washer GB/T 93 6	20
13	00000620	Washer GB/T 97.1 6	16
14	00000520	Air cleaner	2
15	10023404	Pipe	1
16	10023407	Bracket	1
17	00000818	Bolt GB/T 5783 M6×16	4
18	00002583	Washer GB/T 96.1 6	4
19	10023406	Cover	1
20	00001361	O-ring GB1235-76 60×3.1	1
21	00001873	Level gauge	1
22	00001074	Plug VSTI16×1.5ED	1
23	00001076	Plug VSTI20×1.5ED	1
24	00000519	Suction filter	1
25	50001437	Flange	1
26	00000619	Bolt GB/T 5783 M6×25	6
27	10022658	Hydraulic tank weldment	1

111.2 Hydraulic Tank Assembly (JCPT1712DCL)

Item	Part No.	Description	Qty.
28	10010630	Pipe	1
29	00002071	Straight fitting	1

112.1 Left Tray Assembly (JCPT1912DCL)



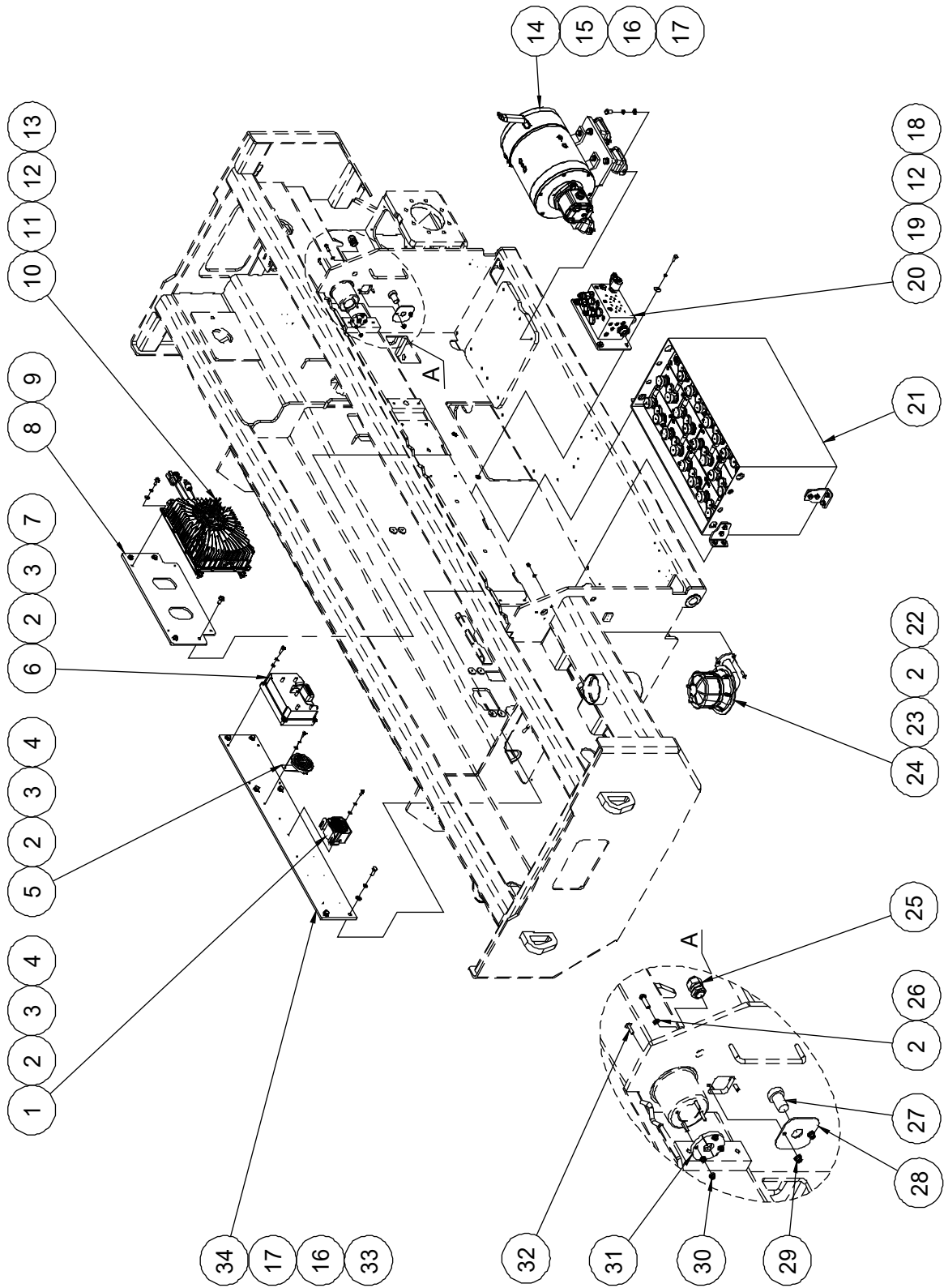
112.1 Left Tray Assembly (JCPT1912DCL)

Item	Part No.	Description	Qty.
1	00004438	Alarm	1
2	00000620	Washer GB/T 97.1 6	7
3	00000621	Washer GB/T 93 6	7
4	00000876	Screw GB/T 70.1 M6×16	3
5	00002212	Horn	1
6	00000641	Motor controller	1
7	00001034	Screw GB/T 70.1 M6×25	7
8	10022798	Charger bracket	1
9	00002873	Bolt QC/T 340 M10×20	4
10	00009651	Charger	1
11	00000608	Washer GB/T 97.1 8	4
12	00000609	Washer GB/T 93 8	4
13	00001061	Screw GB/T 70.1 M8×20	4
14		Pump motor assembly (refer to 114.1)	1
15	00000674	Bolt GB/T 5783 M10×20	8
16	00000679	Washer GB/T 93 10	8
17	00000615	Washer GB/T 97.1 10	8
18		Battery assembly (refer to 107.1)	1
19	00001033	Nut GB/T 6182 M6	6
20	00000832	Screw GB/T 70.3 M6×25	3
21		Beacon assembly (refer to 106.1)	1
22	00005080	Water-proof joint M20	1
23	00000619	Bolt GB/T 5783 M6×25	2
24	92100534	Indicator	1
25	10017911	Indicator bracket	1
26	00002574	Nut GB/T 6183.1 M6	2
27	00002573	Nut GB/T 6183.1 M5	4
28	10000537	Half-round batten	2
29	00001013	Screw GB/T 973 M5×20	4

112.1 Left Tray Assembly (JCPT1912DCL)

Item	Part No.	Description	Qty.
30	00000678	Bolt GB/T 5783 M10×25	8
31	10024111	Mounting plate	1

112.2 Left Tray Assembly (JCPT1712DCL)



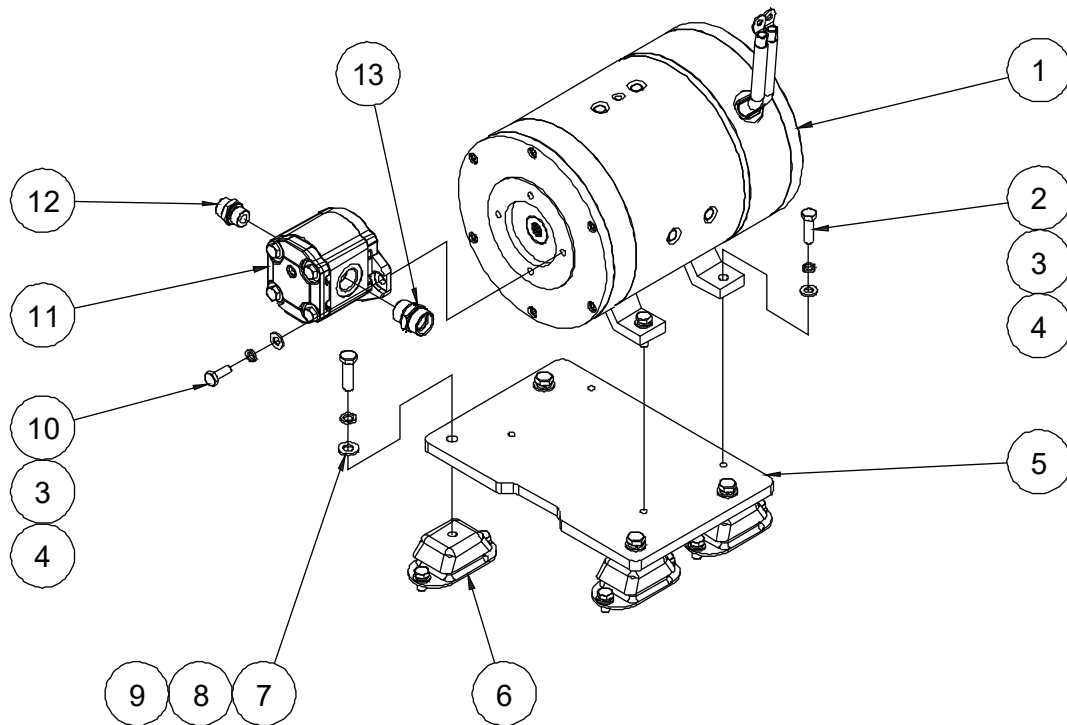
112.2 Left Tray Assembly (JCPT1712DCL)

Item	Part No.	Description	Qty.
1	00004438	Alarm	1
2	00000620	Washer GB/T 97.1 6	12
3	00000621	Washer GB/T 93 6	7
4	00000876	Screw GB/T 70.1 M6×16	3
5	00002212	Horn	1
6	00000641	Motor controller	1
7	00001034	Screw GB/T 70.1 M6×25	7
8	10022798	Charger bracket	1
9	00002873	Bolt QC/T 340 M10×20	4
10	00009651	Charger	1
11	00000608	Washer GB/T 97.1 8	4
12	00000609	Washer GB/T 93 8	8
13	00001061	Screw GB/T 70.1 M8×20	4
14		Pump motor assembly (refer to 113.1)	1
15	00000674	Bolt GB/T 5783 M10×20	8
16	00000679	Washer GB/T 93 10	10
17	00000615	Washer GB/T 97.1 10	10
18	00000875	Bolt GB/T 5783 M8×20	4
19	00002000	Washer GB/T 96.1 8	4
20		Function Manifold Assembly (refer to 109.2)	1
21		Battery assembly (refer to 107.1)	1
22	00001033	Nut GB/T 6182 M6	6
23	00000832	Screw GB/T 70.3 M6×25	3
24		Beacon assembly (refer to 106.1)	1
25	00005080	Water-proof joint M20	1
26	00000619	Bolt GB/T 5783 M6×25	2
27	92100534	Indicator	1
28	10017911	Indicator bracket	1
29	00002574	Nut GB/T 6183.1 M6	2

112.2 Left Tray Assembly (JCPT1712DCL)

Item	Part No.	Description	Qty.
30	00002573	Nut GB/T 6183.1 M5	4
31	10000537	Half-round batten	2
32	00001013	Screw GB/T 973 M5×20	4
33	00000678	Bolt GB/T 5783 M10×25	8
34	10024111	Mounting plate	1

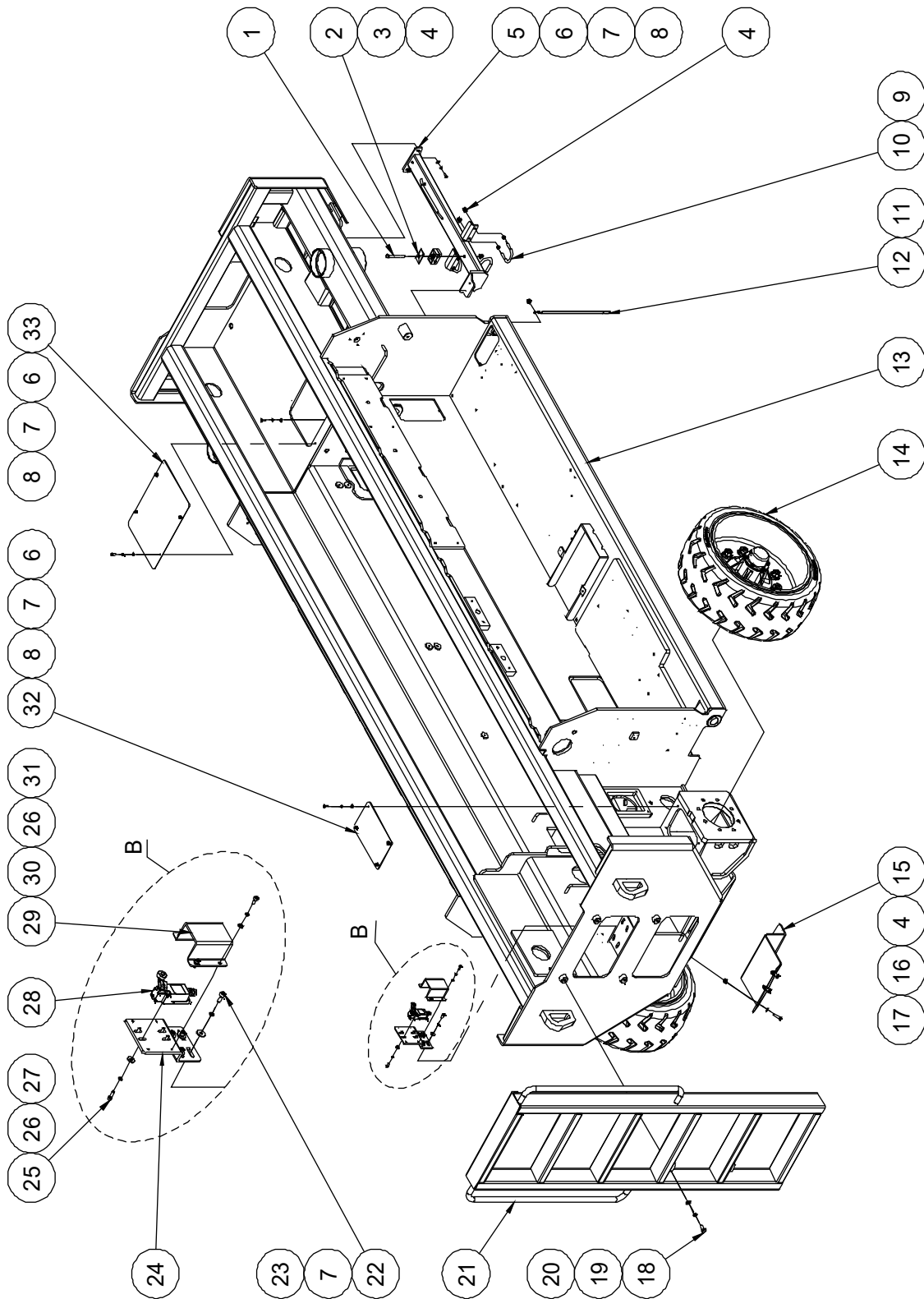
113.1 Pump Motor Assembly



113.1 Pump Motor Assembly

Item	Part No.	Description	Qty.
1	00009668	Motor (JCPT1912DCL)	1
	00007126	Motor (JCPT1712DCL)	1
2	00000684	Bolt GB/T 5783 M10×35	4
3	00000679	Washer GB/T 93 10	6
4	00000615	Washer GB/T 97.1 10	6
5	10022794	Base plate	1
6	00002162	Absorber	4
7	00000814	Washer GB/T 97.1 12	4
8	00000815	Washer GB/T 93 12	4
9	00001055	Bolt GB/T 5783 M12×40	4
10	00000678	Bolt GB/T 5783 M10×25	2
11	00009670	Pump	1
12	00001506	Straight fitting	1
13	00001512	Straight fitting	1

114.1 Ladder and Chassis Accessory Installation



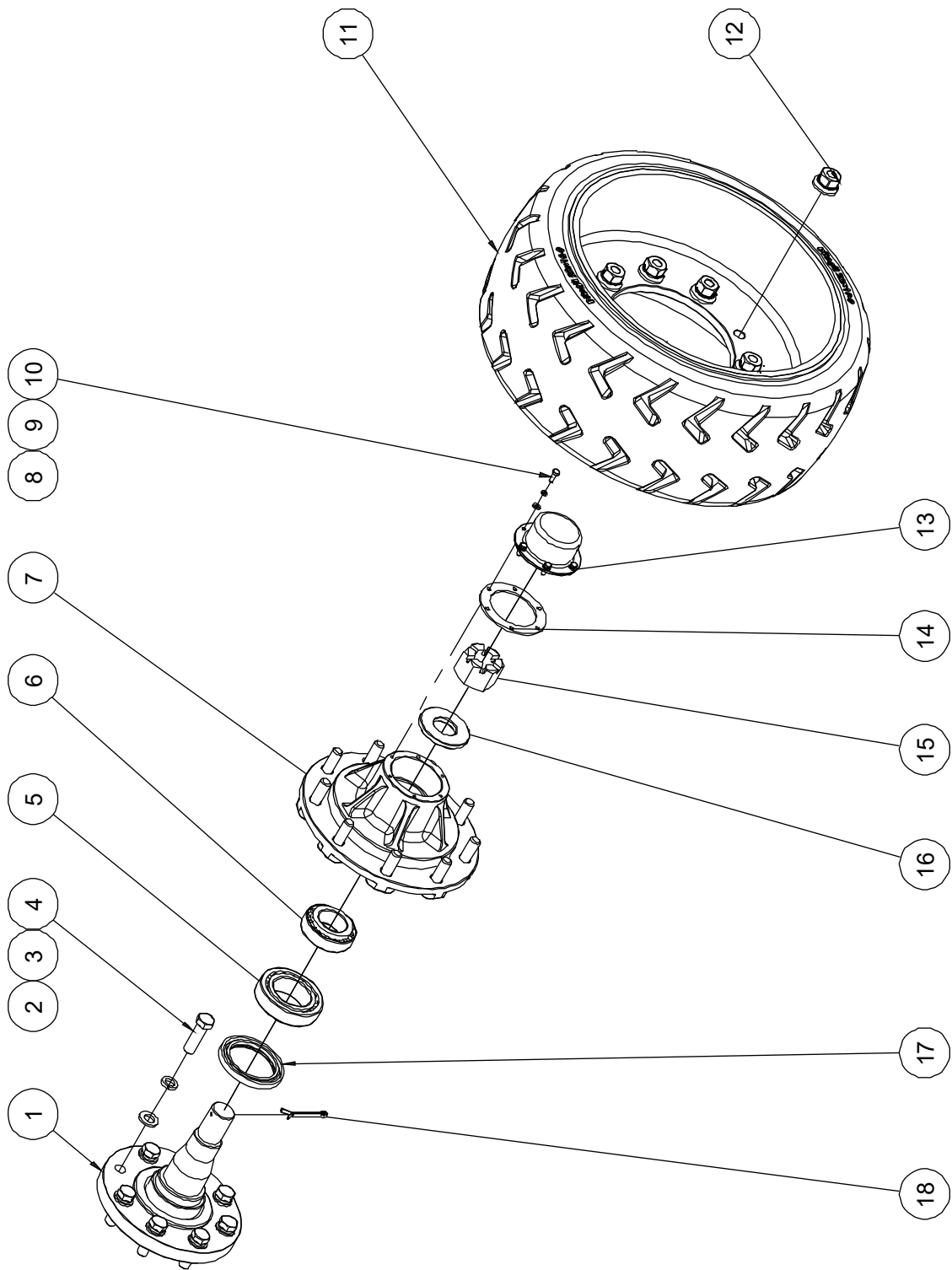
114.1 Ladder and Chassis Accessory Installation

Item	Part No.	Description	Qty.
1	00001026	Bolt GB/T 5783 M8×80	1
2	10000047	Base plate	1
3	00000538	Hose clamp	1
4	00002575	Nut GB/T 6183.1 M8	8
5	10022435	Cable bridge weldment	1
6	00000620	Washer GB/T 97.1 6	16
7	00000621	Washer GB/T 93 6	24
8	00000818	Bolt GB/T 5783 M6×16	16
9	00000610	Nut GB/T 6170 M8	4
10	10018767	Clamp	2
11	00002863	Bolt QC/T 340 M6×10	1
12	10002979	Ground strap	1
13	10022203	Frame weldment (JCPT1912DCL)	1
	10023369	Frame weldment (JCPT1712DCL)	1
14		Rear wheel (refer to 115.1)	2
15	10024118	Cover	1
16	00000608	Washer GB/T 97.1 8	3
17	00000995	Bolt GB/T 5783 M8×30	3
18	00000678	Bolt GB/T 5783 M10×25	4
19	00000679	Washer GB/T 93 10	4
20	00000615	Washer GB/T 97.1 10	4
21	10022459	Ladder	1
22	00000876	Screw GB/T 70.1 M6×16	8
23	00002583	Washer GB/T 96.1 6	8
24	10017502	Switch bracket	2
25	00001246	Screw GB/T 70.1 M5×16	8
26	00000606	Washer GB/T 93 5	16
27	00003545	Washer GB/T 96.1 5	8
28	00000748	Limit switch	2

114.1 Ladder and Chassis Accessory Installation

Item	Part No.	Description	Qty.
29	10011485	Switch cover	2
30	00000605	Washer GB/T 97.1 5	8
31	00001252	Bolt GB/T 5783 M5×12	8
32	10022346	Plate	2
33	10022468	Plate	1

115.1 Rear Wheel

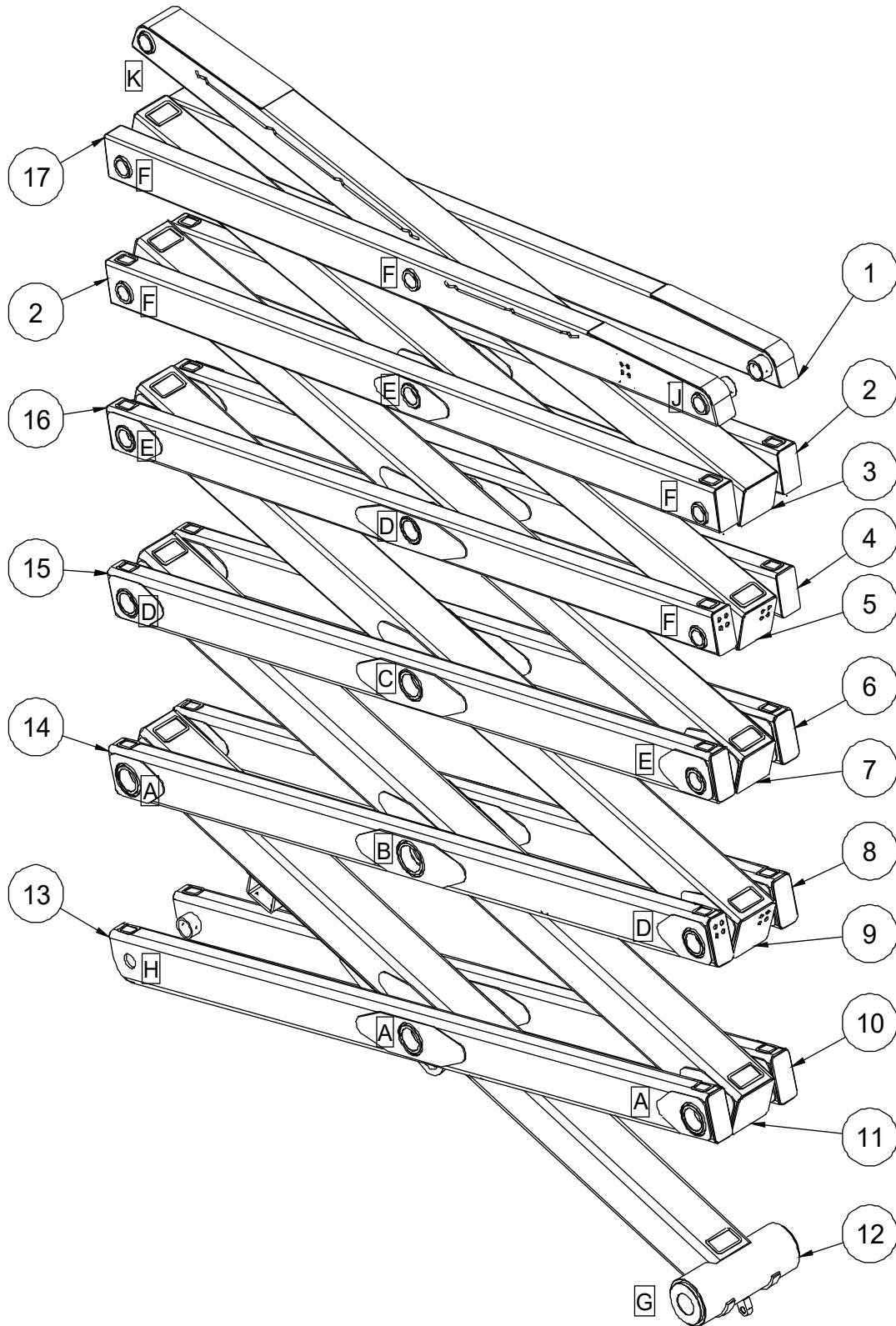


115.1 Rear Wheel

Item	Part No.	Description	Qty.
1	10022307	Spindle	1
2	00000997	Washer GB/T 97.1 16	8
3	00001035	Washer GB/T 93 16	8
4	00002339	Bolt GB/T 5783 M16×55	8
5	00001141	Bearing 33112 GB/T 297	1
6	00001139	Bearing 33109 GB/T 297	1
7	50002142	Housing	1
8	00000620	Washer GB/T 97.1 6	6
9	00000621	Washer GB/T 93 6	6
10	00000818	Bolt GB/T 5783 M6×16	6
11	10022299	Wheel	1
12	00002274	5/8-18UNF Nut	9
13	50001008	Dust Cap	1
14	50003044	Plate, Seal	1
15	00002034	Nut GB/T 6179 M36	1
16	50000987	Ring, Check	1
17	50000038	Seal, Lip	1
18	00002038	Cotter pin GB/T 91 6,3 × 63	1

Section 2 Scissor

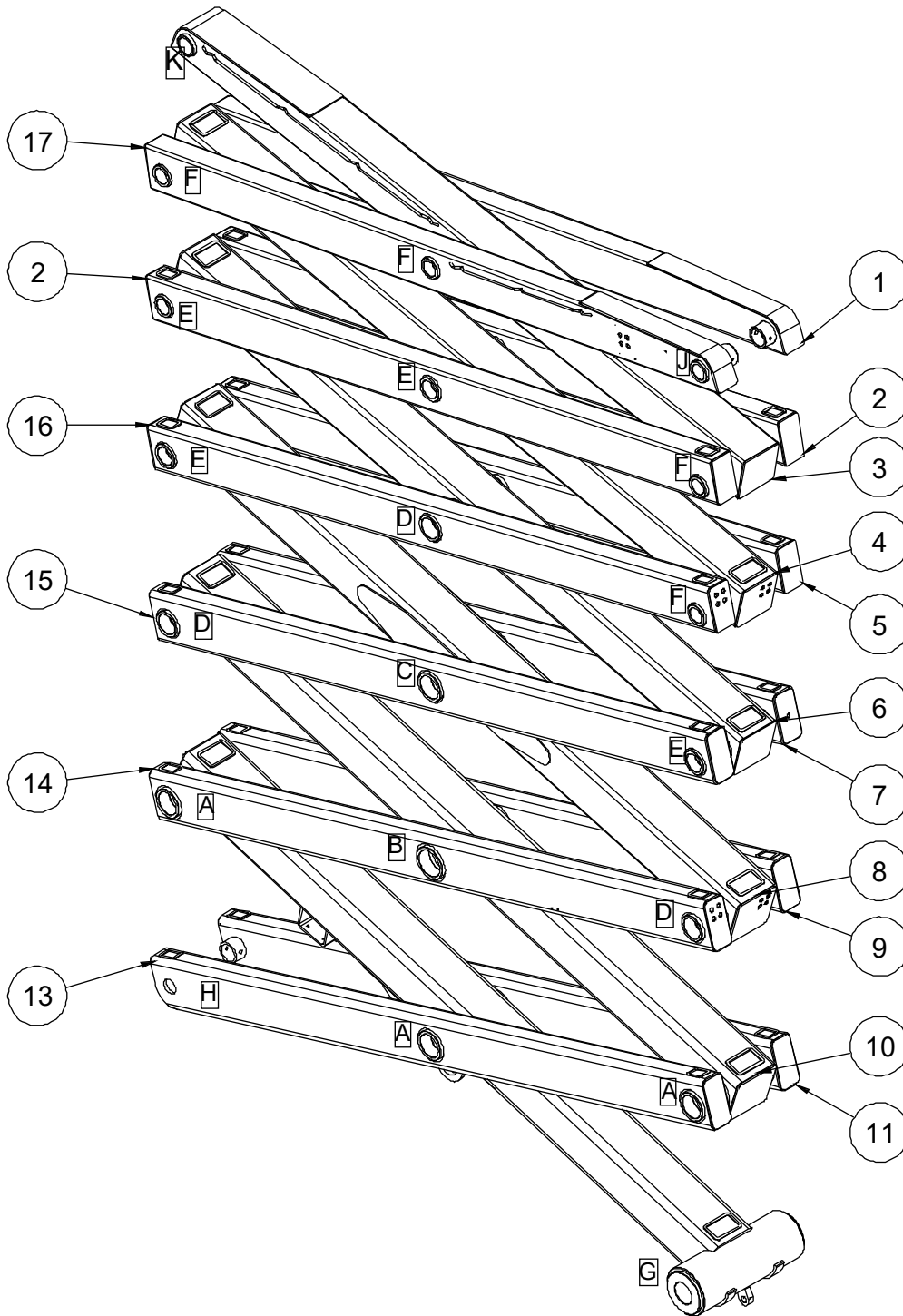
201.1 Scissor Arms Installation (JCPT1912DCL)



201.1 Scissor Arms Installation (JCPT1912DCL)

Item	Part No.	Description	Qty.
1	10023130	Outer arm 6, right	1
2	10023124	Outer arm 5	2
3	10023126	Inner arm 6	1
4	10023121	Outer arm 4, right	1
5	10023122	Inner arm 5	1
6	10023116	Outer arm 3, right	1
7	10023117	Inner arm 4	1
8	10023110	Outer arm 2, right	1
9	10023112	Inner arm 3	1
10	10023105	Outer arm 1, right	1
11	10023106	Inner arm 2	1
12	10023101	Inner arm 1	1
13	10023103	Outer arm 1, left	1
14	10023108	Outer arm 2, left	1
15	10023114	Outer arm 3, left	1
16	10023119	Outer arm 4, left	1
17	10023128	Outer arm 6, left	1

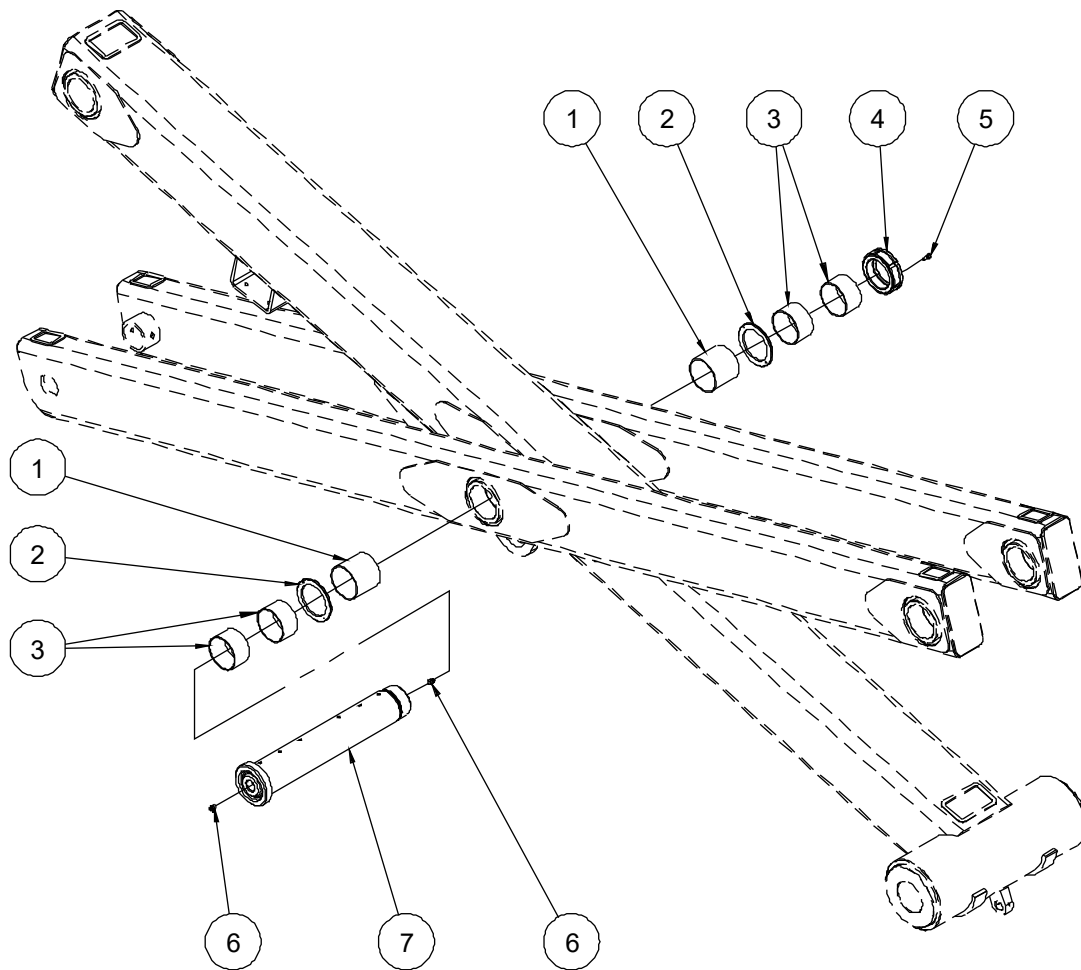
201.2 Scissor Arms Installation (JCPT1712DCL)



201.2 Scissor Arms Installation (JCPT1712DCL)

Item	Part No.	Description	Qty.
1	10022185	Outer arm 6, right	1
2	10022176	Outer arm 5	2
3	10022180	Inner arm 6	1
4	10022135	Outer arm 4, right	1
5	10022173	Inner arm 5	1
6	10022605	Outer arm 3, right	1
7	10022131	Inner arm 4	1
8	10022126	Outer arm 2, right	1
9	10022127	Inner arm 3	1
10	10022120	Outer arm 1, right	1
11	10022121	Inner arm 2	1
12	10022101	Inner arm 1	1
13	10022114	Outer arm 1, left	1
14	10022124	Outer arm 2, left	1
15	10022129	Outer arm 3, left	1
16	10022133	Outer arm 4, left	1
17	10022181	Outer arm 6, left	1

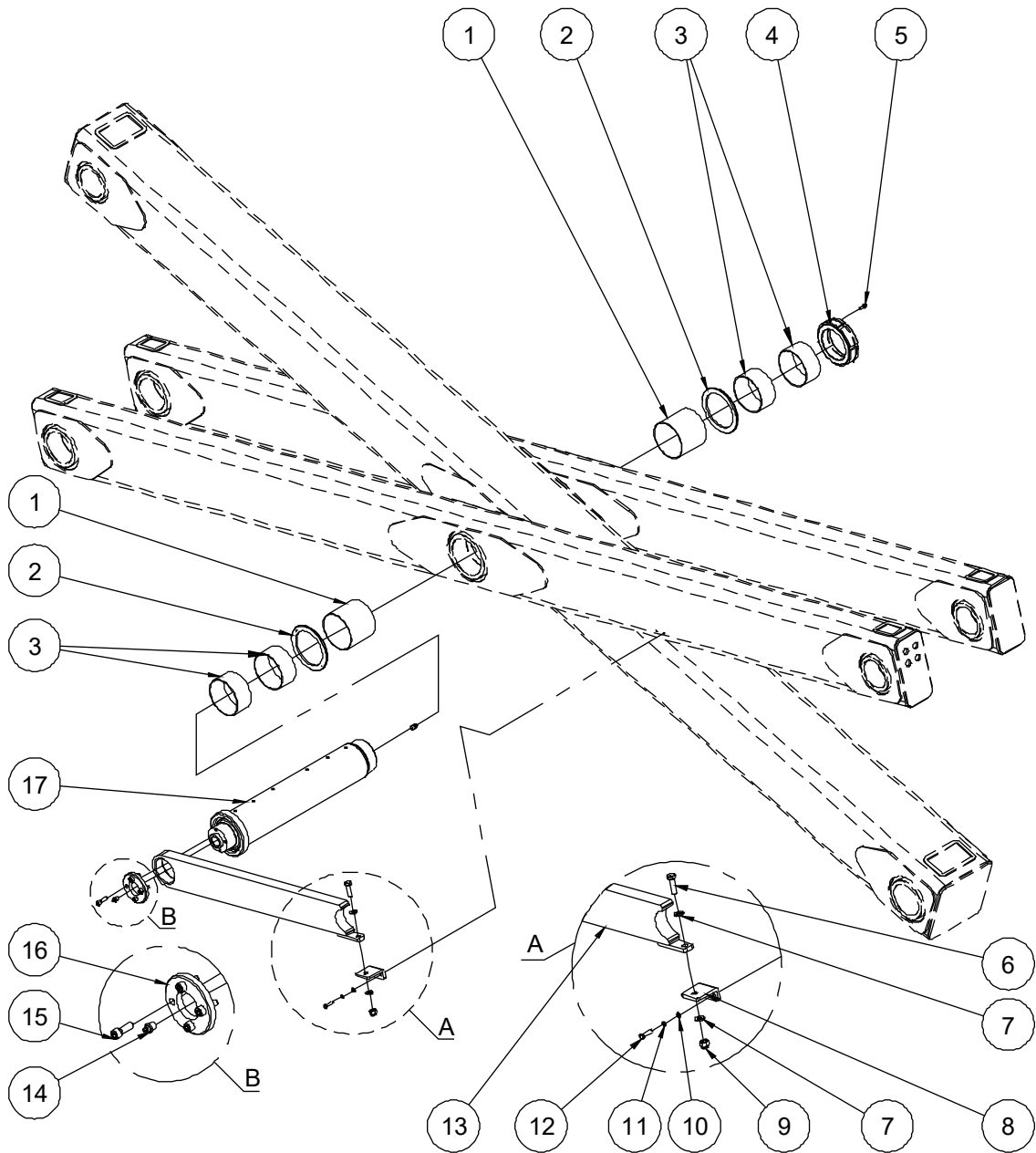
202.1 Scissor Arm pin joint A



202.1 Scissor Arm pin joint A

Item	Part No.	Description	Qty.
1	00009685	8812-859080A Bearing	2
2	10022454	Washer 85	2
3	00009686	8812-859050A Bearing	4
4	10017506	Nut M80	1
5	00000876	Screw GB/T 70.1 M6×16	4
6	00004483	Grease nipple GB/T 1152 M10×1	2
7	10022197	Pin 85-2	1

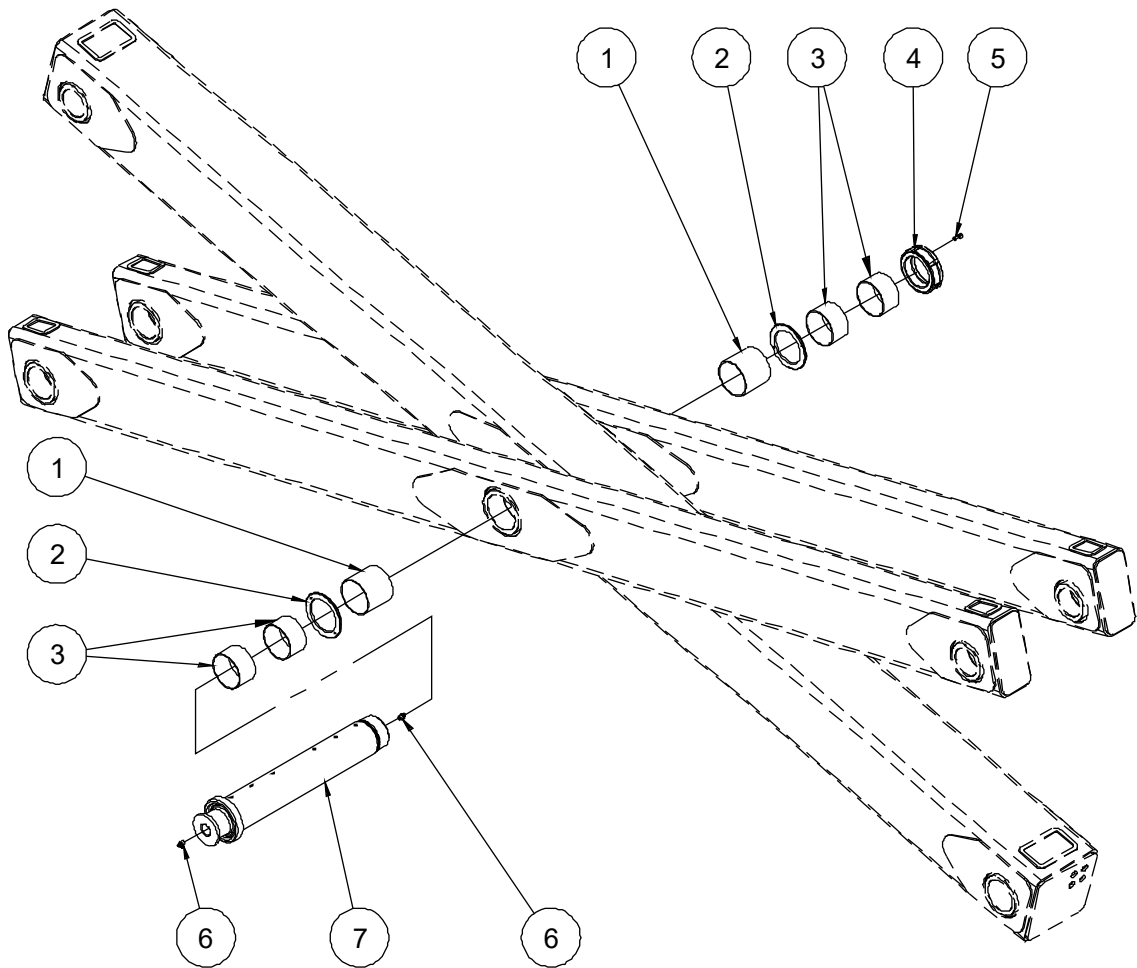
203.1 Scissor Arm pin joint B



203.1 Scissor Arm pin joint B

Item	Part No.	Description	Qty.
1	00006145	8812-10010590A Bearing	2
2	10009383	Washer 100	2
3	00009687	8812-10010550A Bearing	4
4	10017505	Nut M90	1
5	00000876	Screw GB/T 70.1 M6×16	4
6	00000684	Bolt GB/T 5783 M10×35	1
7	00000615	Washer GB/T 97.1 10	2
8	10022598	Bracket	1
9	00000623	Nut GB/T 6182 M10	1
10	00000620	Washer GB/T 97.1 6	2
11	00000621	Washer GB/T 93 6	2
12	00000619	Bolt GB/T 5783 M6×25	2
13	10023145	Safety arm (JCPT1912DCL)	1
	10022089	Safety arm (JCPT1712DCL)	1
14	00004483	Grease nipple GB/T 1152 M10×1	2
15	00002555	Screw GB/T 70.1 M8×25	4
16	10022092	Safety arm retainer	1
17	10022082	Pin 100	1

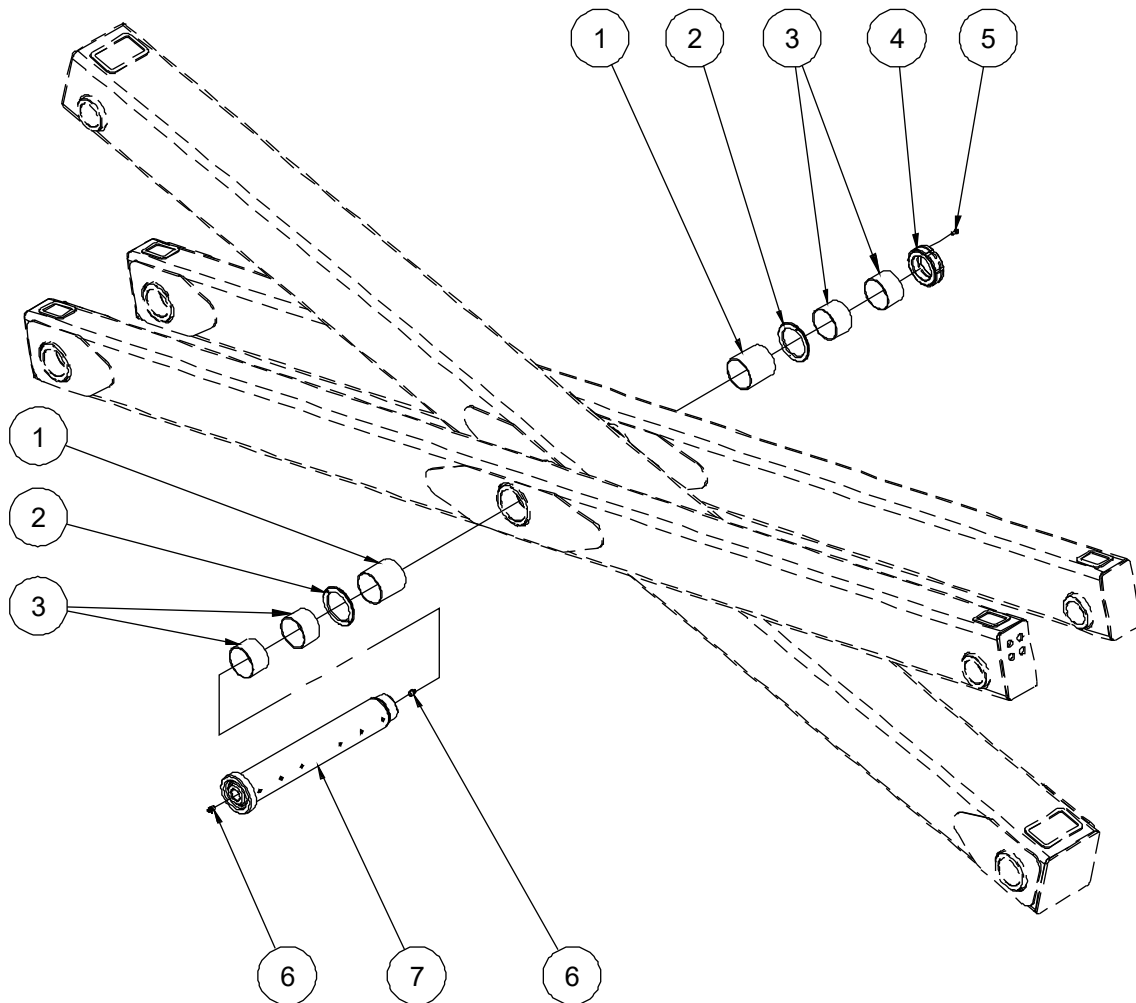
204.1 Scissor Arm pin joint C



204.1 Scissor Arm pin joint C

Item	Part No.	Description	Qty.
1	00009685	8812-859080A Bearing	2
2	10022454	Washer 85	2
3	00009686	8812-859050A Bearing	4
4	10017506	Nut M80	1
5	00000876	Screw GB/T 70.1 M6×16	4
6	00004483	Grease nipple GB/T 1152 M10×1	2
7	10022084	Pin 85-2	1

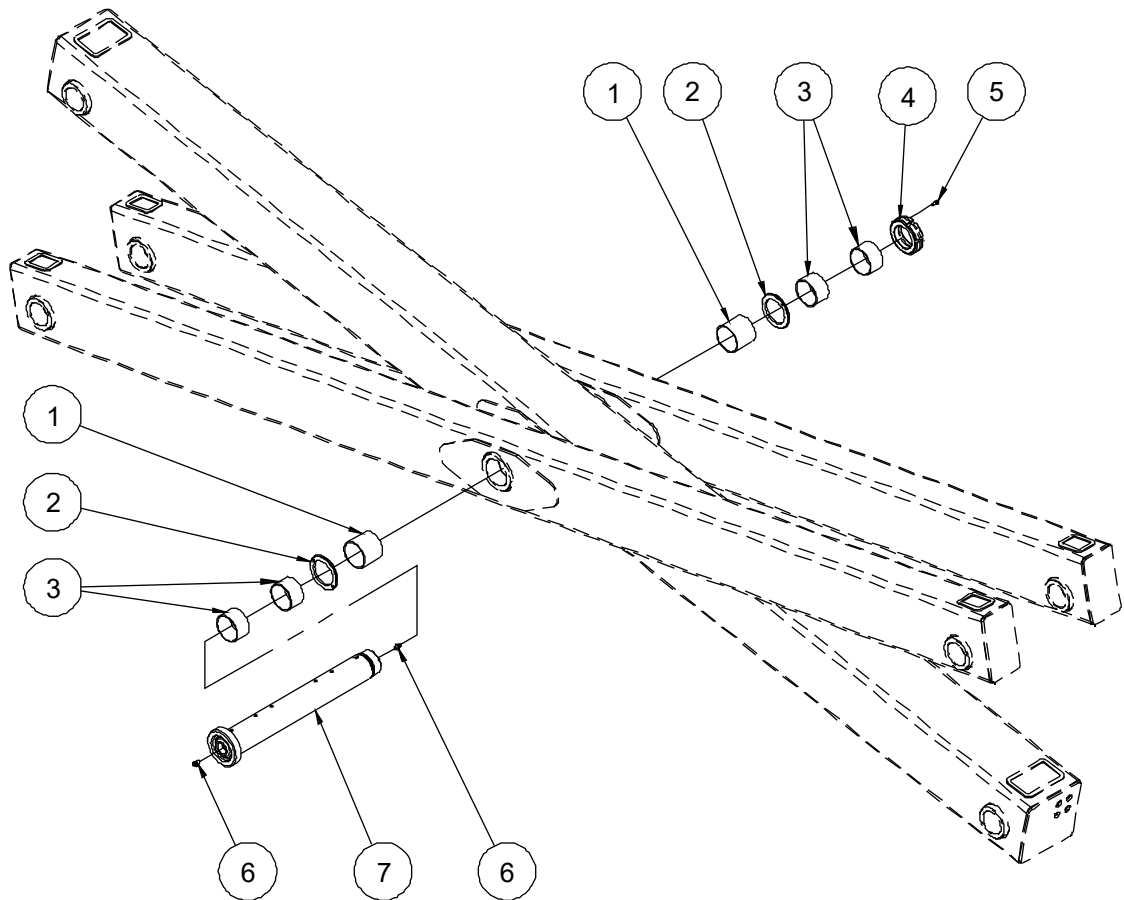
205.1 Scissor Arm pin joint D



205.1 Scissor Arm pin joint D

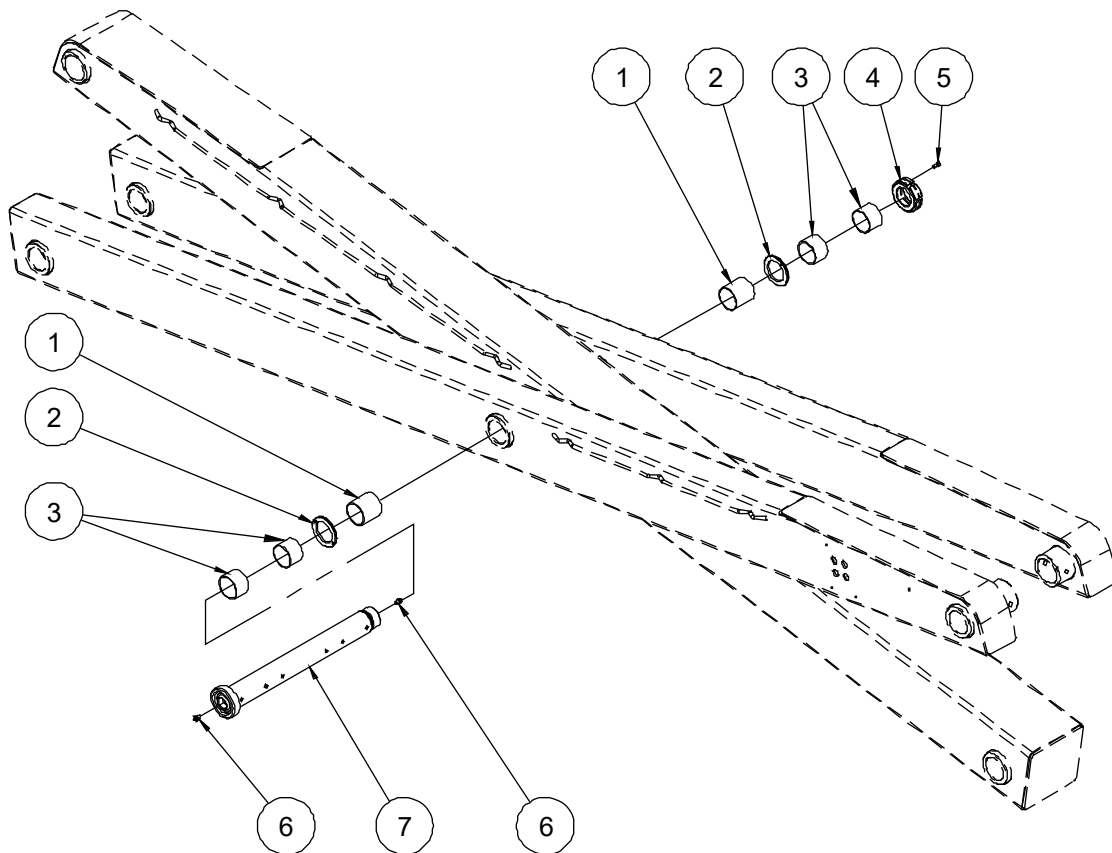
Item	Part No.	Description	Qty.
1	00006144	8812-758080A Bearing	2
2	10009374	Washer 75	2
3	00009688	8812-758050A Bearing	4
4	10017507	Nut M64	1
5	00002029	Screw GB/T 70.1 M6×12	4
6	00004483	Grease nipple GB/T 1152 M10×1	2
7	10022086	Pin 75	1

206.1 Scissor Arm pin joint E



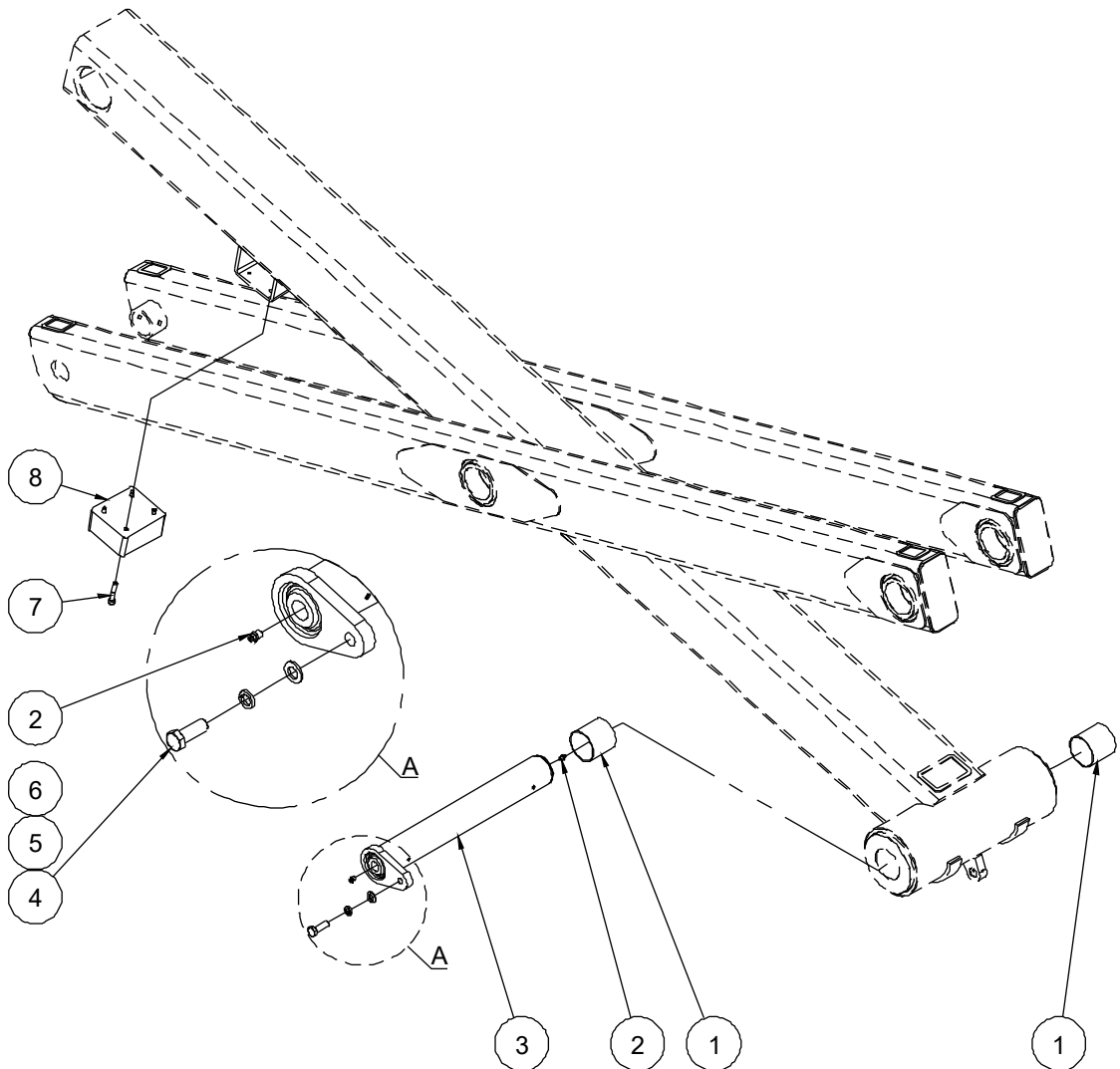
206.1 Scissor Arm pin joint E

Item	Part No.	Description	Qty.
1	00009689	8812-657060A Bearing	2
2	10022455	Washer 65	2
3	00009690	8812-657040A Bearing	4
4	10022440	Nut M60	1
5	00002029	Screw GB/T 70.1 M6×12	4
6	00004483	Grease nipple GB/T 1152 M10×1	2
7	10022094	Pin 65	1

207.1 Scissor Arm pin joint F**207.1 Scissor Arm pin joint F**

Item	Part No.	Description	Qty.
1	00009691	8812-556060A Bearing	2
2	10022456	Washer 55	2
3	00009692	8812-556040A Bearing	4
4	10022442	Nut M50	1
5	00002029	Screw GB/T 70.1 M6×12	4
6	00004483	Grease nipple GB/T 1152 M10×1	2
7	10022097	Pin 55	1

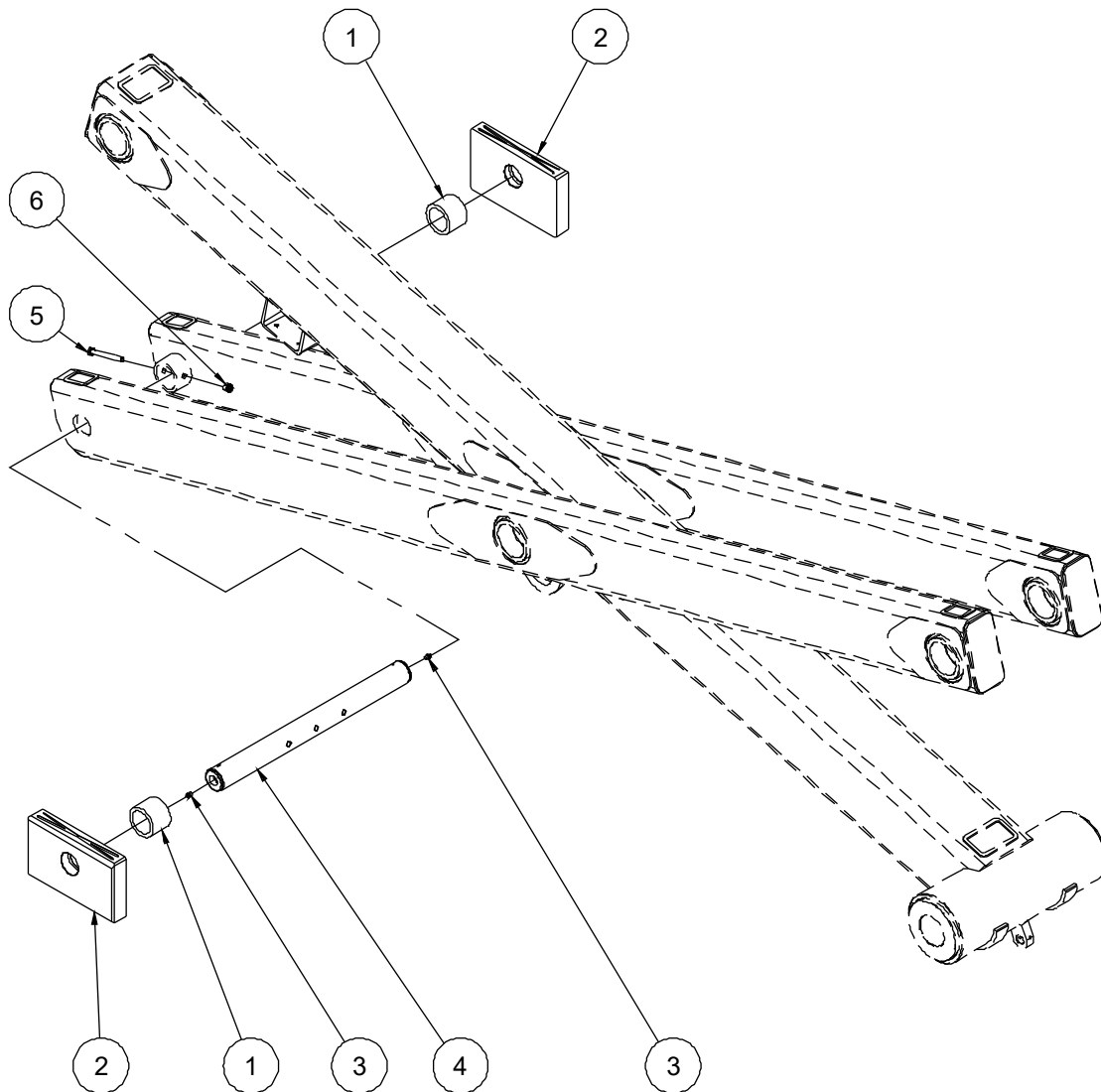
208.1 Scissor Arm pin joint G



208.1 Scissor Arm pin joint G

Item	Part No.	Description	Qty.
1	00009630	8812-808580A Bearing	2
2	00004483	Grease nipple GB/T 1152 M10×1	2
3	10022193	Pin	1
4	00001057	Bolt GB/T 5783 M16×45	1
5	00001035	Washer GB/T 93 16	1
6	00000997	Washer GB/T 97.1 16	1
7	00000614	Screw GB/T 70.1 M10×60	4
8	10022163	Pothole pusher	1

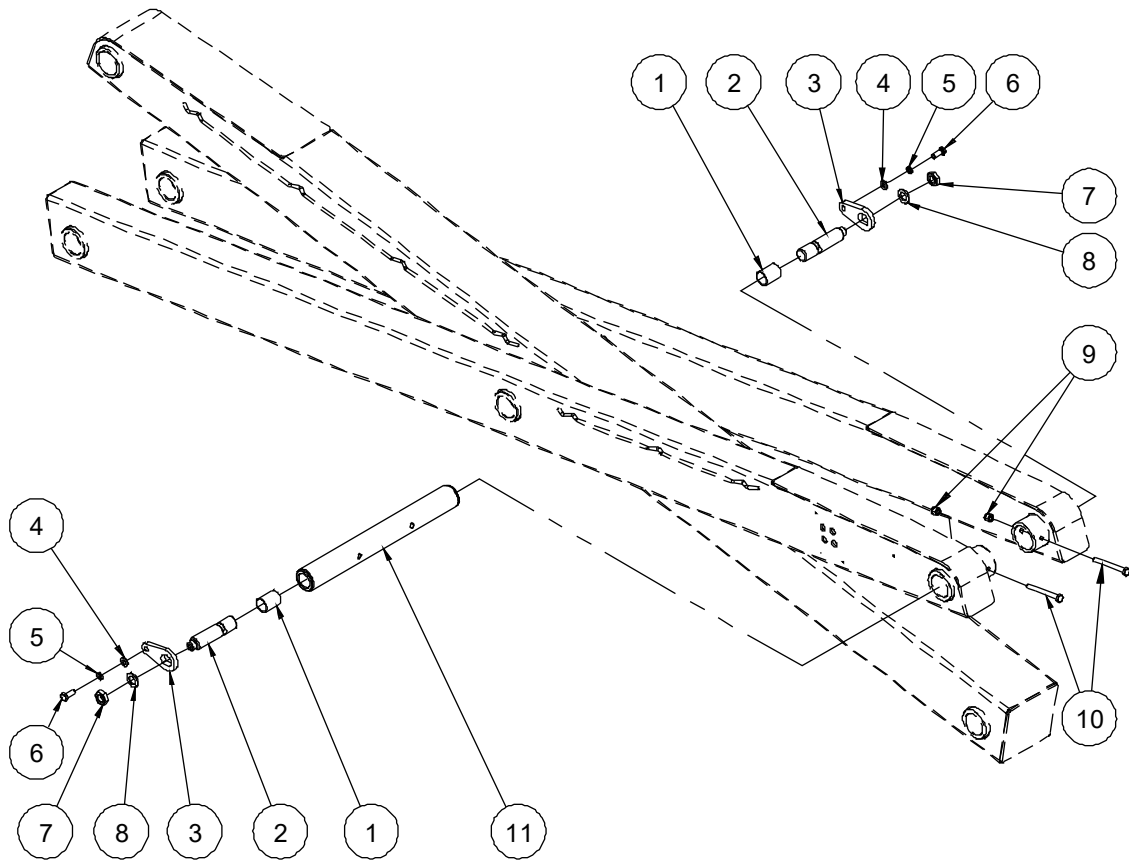
209.1 Scissor Arm pin joint H



209.1 Scissor Arm pin joint H

Item	Part No.	Description	Qty.
1	10022088	Spacer sleeve	2
2	10022196	Chassis slider	2
3	00004483	Grease nipple GB/T 1152 M10×1	2
4	10022195	Pin	1
5	00006174	Bolt GB/T 5782 M12×110	2
6	00001249	Nut GB/T 6182 M12	2

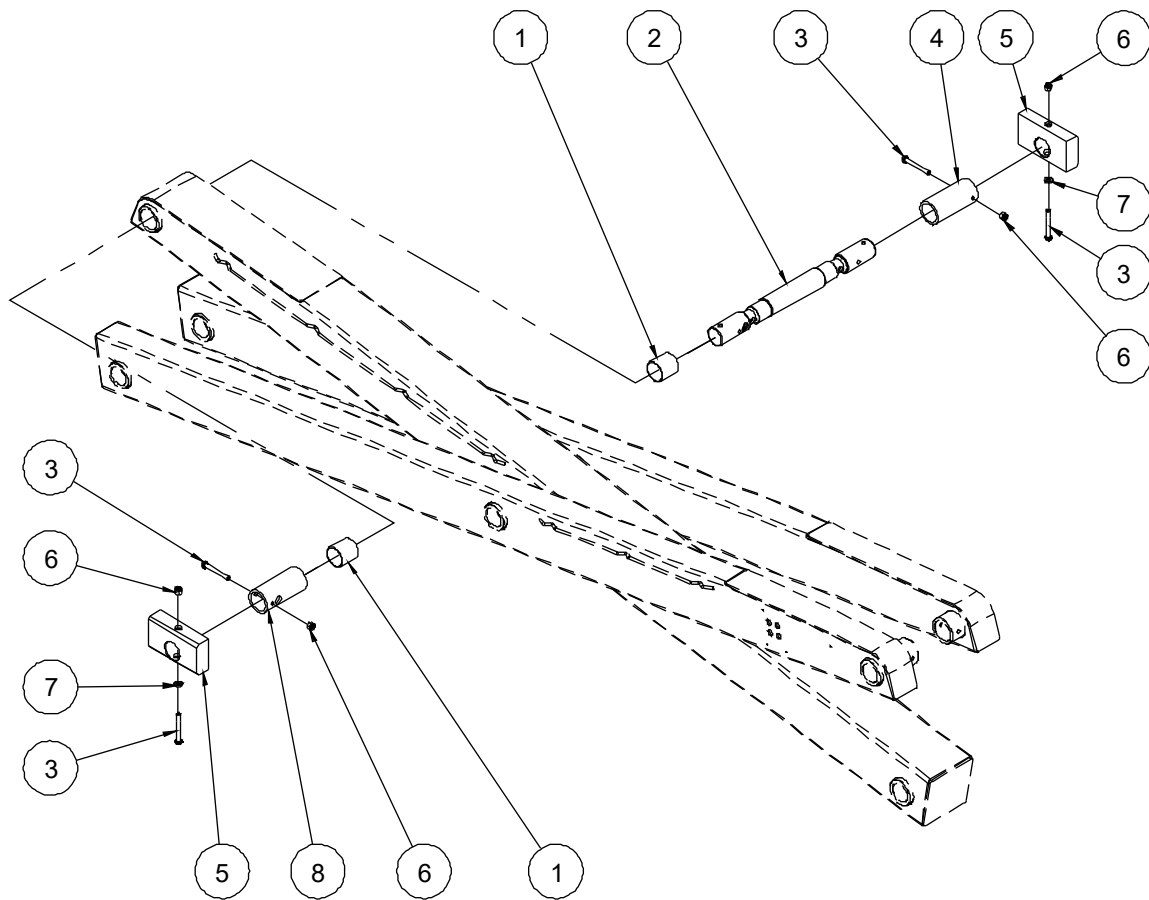
210.1 Scissor Arm pin joint J



210.1 Scissor Arm pin joint J

Item	Part No.	Description	Qty.
1	00000392	8812-353950 Bearing	2
2	10022444	Pin	2
3	10022445	Pin fixing plate	2
4	00000814	Washer GB/T 97.1 12	2
5	00000815	Washer GB/T 93 12	2
6	00002059	Bolt GB/T 5783 M12×30	2
7	00001998	Nut GB/T 6173 M22x1.5	2
8	00002550	Washer GB/T 97.1 22	2
9	00001249	Nut GB/T 6182 M12	2
10	00006174	Bolt GB/T 5782 M12×110	2
11	10022443	Pin	1

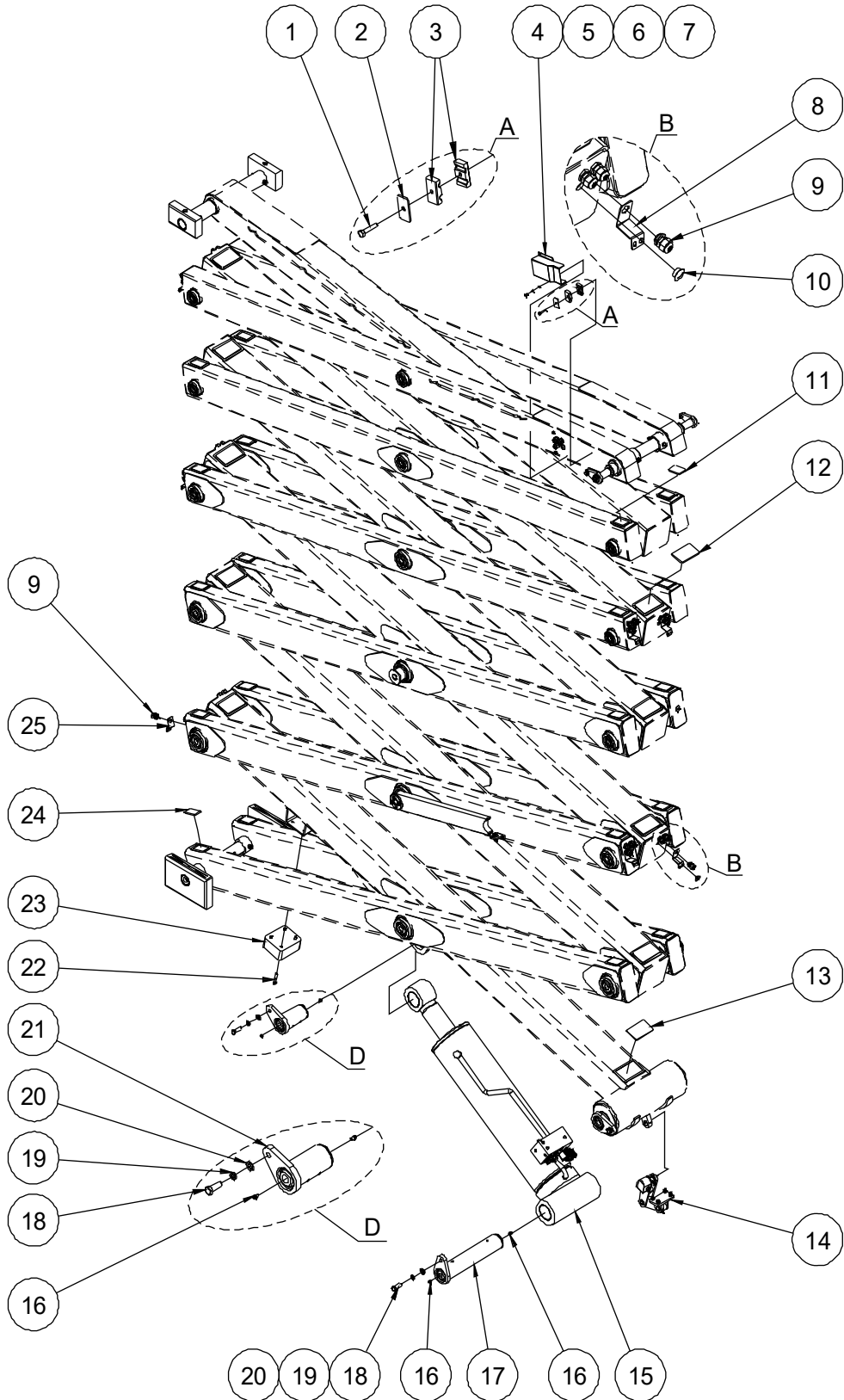
211.1 Scissor Arm pin joint K



211.1 Scissor Arm pin joint K

Item	Part No.	Description	Qty.
1	00006607	8812-606565 Bearing	2
2	10022446	Pin	1
3	00009772	Bolt GB/T 5782 M12×95	4
4	10022449	Spacer sleeve	1
5	10022447	Platform slider	2
6	00001249	Nut GB/T 6182 M12	4
7	00000814	Washer GB/T 97.1 12	2
8	10022448	Spacer sleeve	1

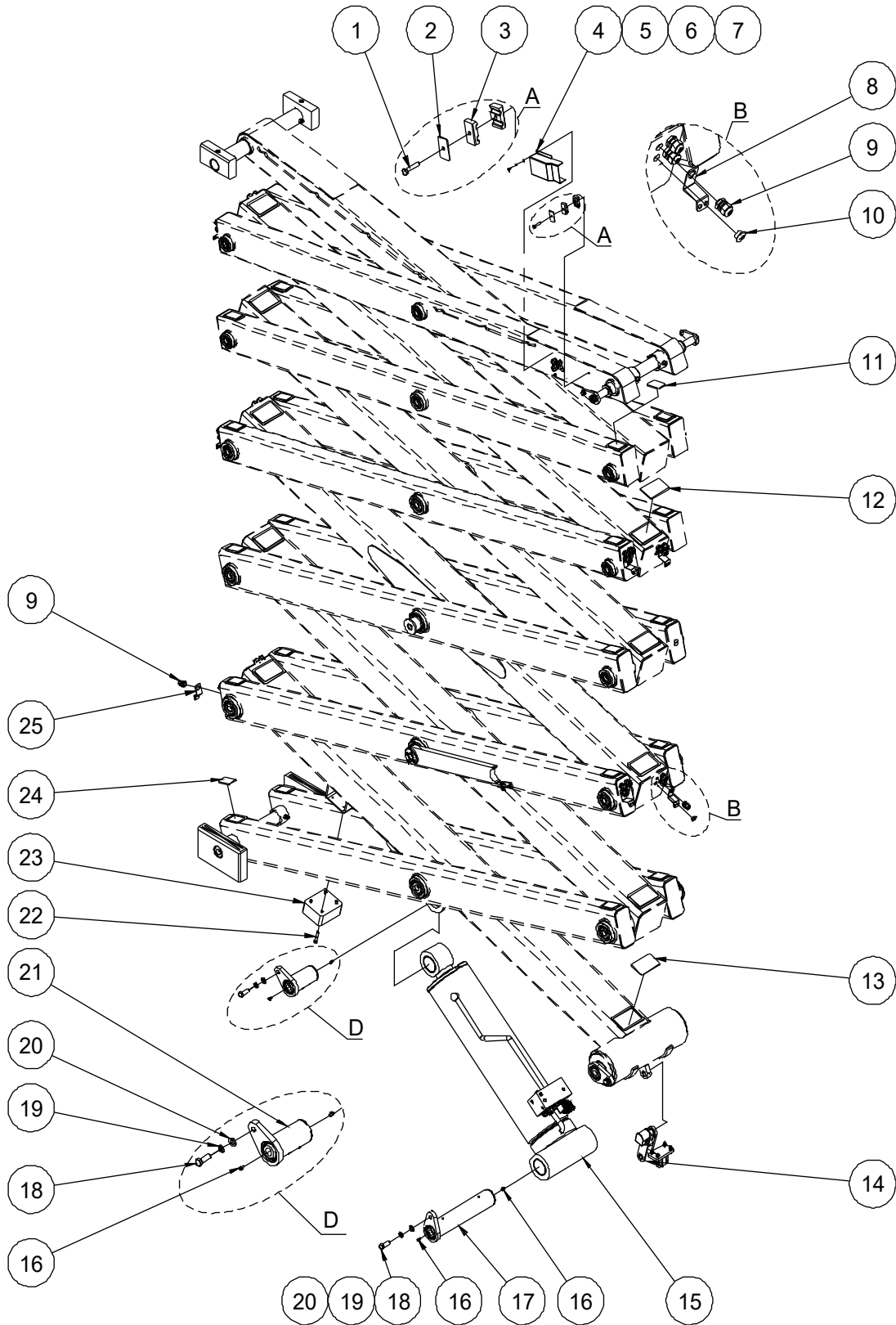
212.1 Lift cylinder and Scissor Accessory Installation (JCPT1912DCL)



212.1 Lift cylinder and Scissor Accessory Installation (JCPT1912DCL)

Item	Part No.	Description	Qty.
1	00002604	Bolt GB/T 5783 M8×40	1
2	10017938	Base plate	1
3	10017895	Hose clamp	2
4	10018063	Cover	1
5	00000605	Washer GB/T 97.1 5	3
6	00000606	Washer GB/T 93 5	3
7	00001252	Screw GB/T 70.1 M5×12	3
8	10024086	Cable threading plate	8
9	00006128	Water-proof joint M20×1.5	36
10	00006177	Cover	14
11	10025334	Block 4	1
12	10025334	Block 3	1
13	10009674	Block 2	10
14		Rotary sensor assembly (refer to 213.1)	1
15		Lift cylinder assembly (without seal kit) (refer to 401.1)	1
16	00004483	Grease nipple GB/T 1152 M10×1	40
17	10022188	Pin	1
18	00001057	Bolt GB/T 5783 M16×45	3
19	00001035	Washer GB/T 93 16	3
20	00000997	Washer GB/T 97.1 16	3
21	10022191	Pin	1
22	00000614	Screw GB/T 70.1 M10×60	4
23	10022163	Pothole pusher	1
24	10022450	Block	20
25	10024087	Cable threading plate	2

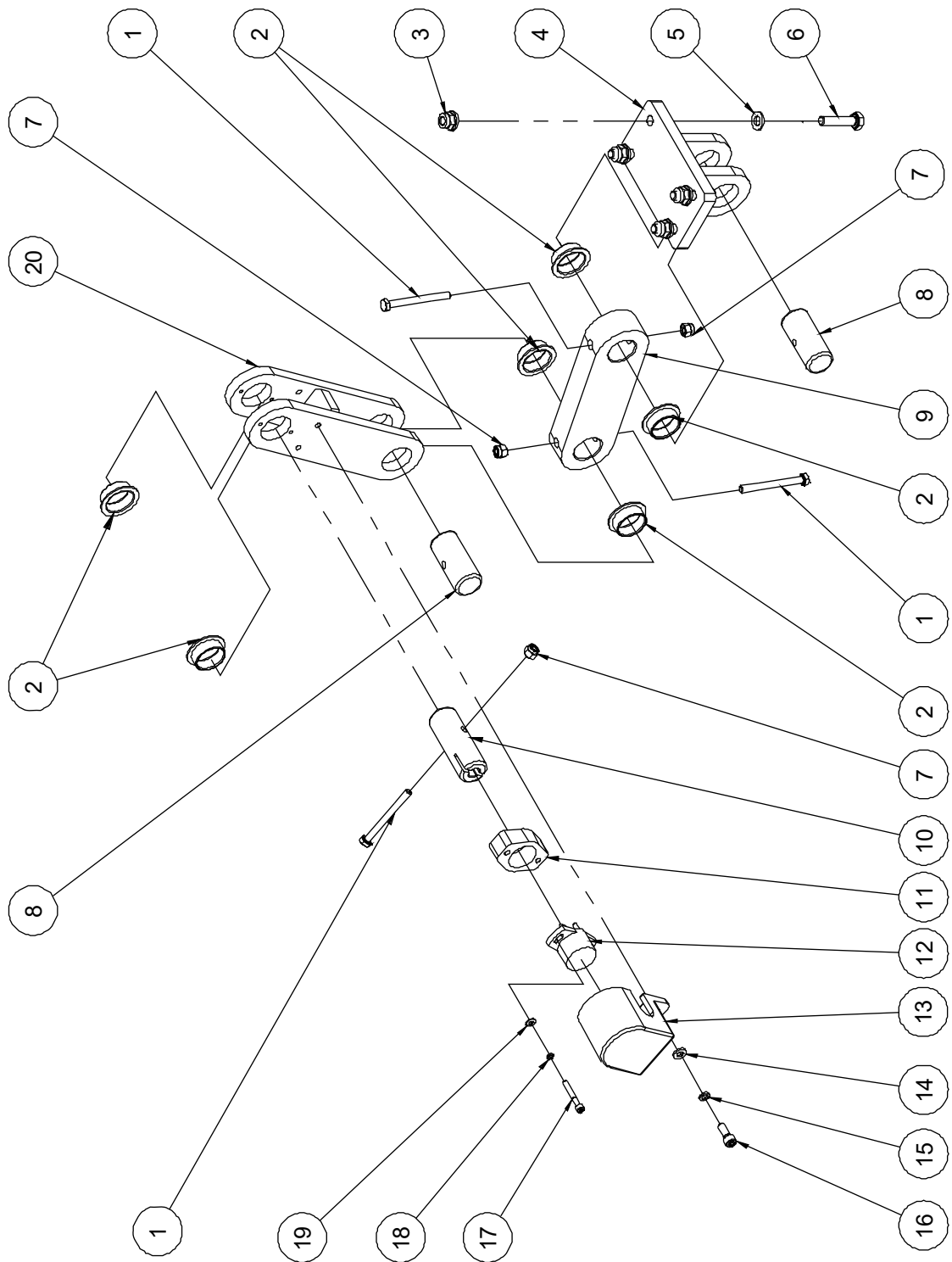
212.2 Lift cylinder and Scissor Accessory Installation (JCPT1712DCL)



212.2 Lift cylinder and Scissor Accessory Installation (JCPT1712DCL)

Item	Part No.	Description	Qty.
1	00001252	Screw GB/T 70.1 M5×12	3
2	00000606	Washer GB/T 93 5	3
3	00000605	Washer GB/T 97.1 5	3
4	10018063	Cover	1
5	10017895	Hose clamp	1
6	10017938	Base plate	1
7	00002604	Bolt GB/T 5783 M8×40	1
8	10024086	Cable threading plate	8
9	00006128	Water-proof joint M20×1.5	36
10	00006177	Cover	14
11	10025334	Block 4	1
12	10025334	Block 3	1
13	10009674	Block 2	10
14		Rotary sensor assembly (refer to 213.1)	1
15		Lift cylinder assembly (without seal kit) (refer to 401.1)	1
16	00004483	Grease nipple GB/T 1152 M10×1	40
17	10022188	Pin	1
18	00001057	Bolt GB/T 5783 M16×45	3
19	00001035	Washer GB/T 93 16	3
20	00000997	Washer GB/T 97.1 16	3
21	10022191	Pin	1
22	00000614	Screw GB/T 70.1 M10×60	4
23	10022163	Pothole pusher	1
24	10022450	Block	20
25	10024087	Cable threading plate	2

213.1 Rotary Sensor Assembly

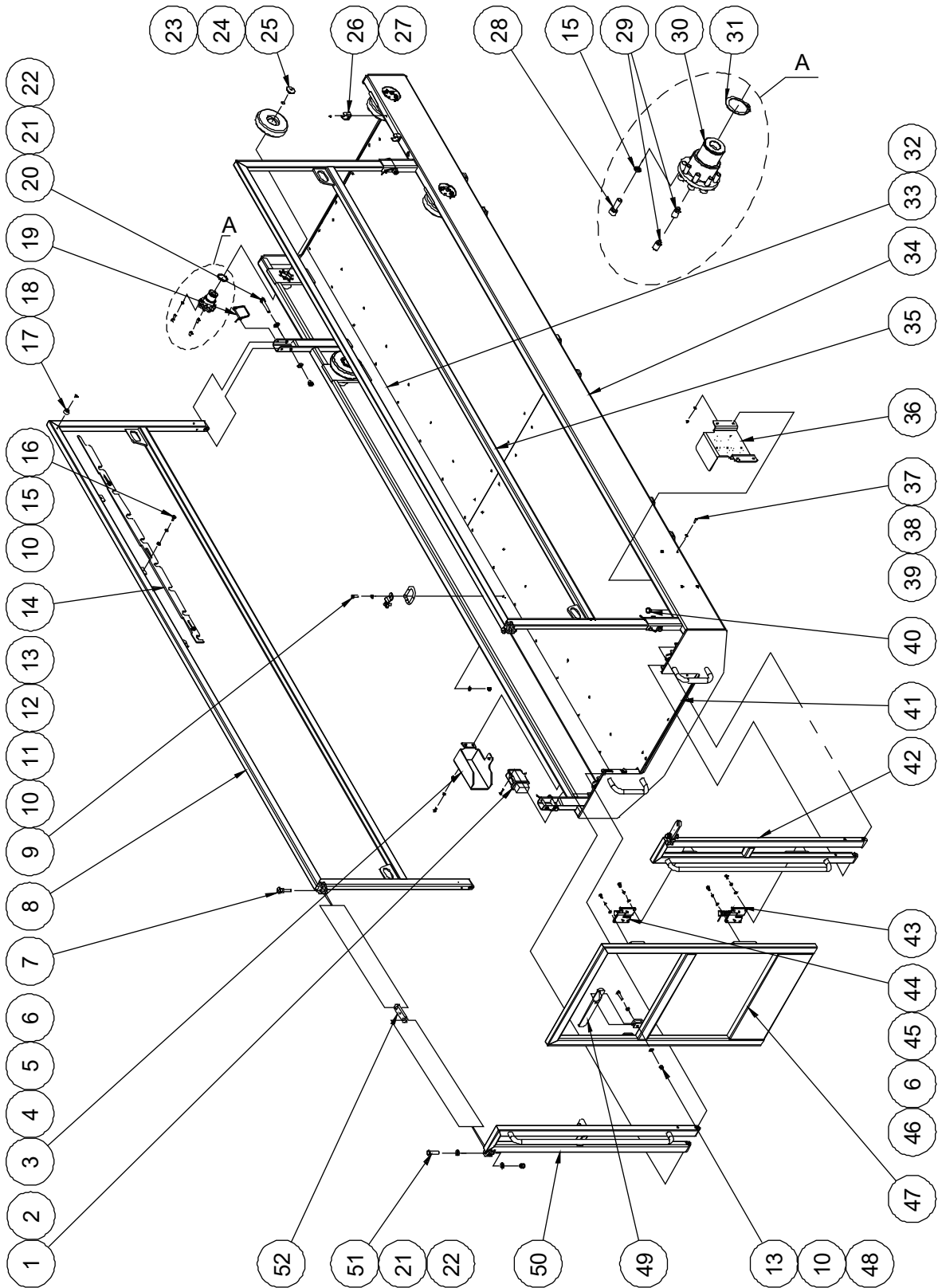


211.1 Rotary Sensor Assembly

Item	Part No.	Description	Qty.
1	00002335	Bolt GB/T 5782 M6×60	3
2	00006178	8822-2511 Bearing	6
3	00002575	Nut GB/T 6183.1 M8	4
4	10009587	Bracket	1
5	00000608	Washer GB/T 97.1 8	4
6	00002488	Bolt GB/T 5783 M8×35	4
7	00001033	Nut GB/T 6182 M6	3
8	00006176	8942-25055 Pin	2
9	10009583	Link plate	1
10	10009584	Pin	1
11	10001569	Sensor bracket	1
12	00000644	Rotary sensor	1
13	10016634	Protect cover	1
14	00000620	Washer GB/T 97.1 6	2
15	00000621	Washer GB/T 93 6	2
16	00000876	Screw GB/T 70.1 M6×16	2
17	00002415	Screw GB/T 70.1 M4×30	2
18	00000779	Washer GB/T 93 4	2
19	00000778	Washer GB/T 97.1 4	2
20	10022462	Link plate	1

Section 3 Platform

301.1 Main Platform Assembly



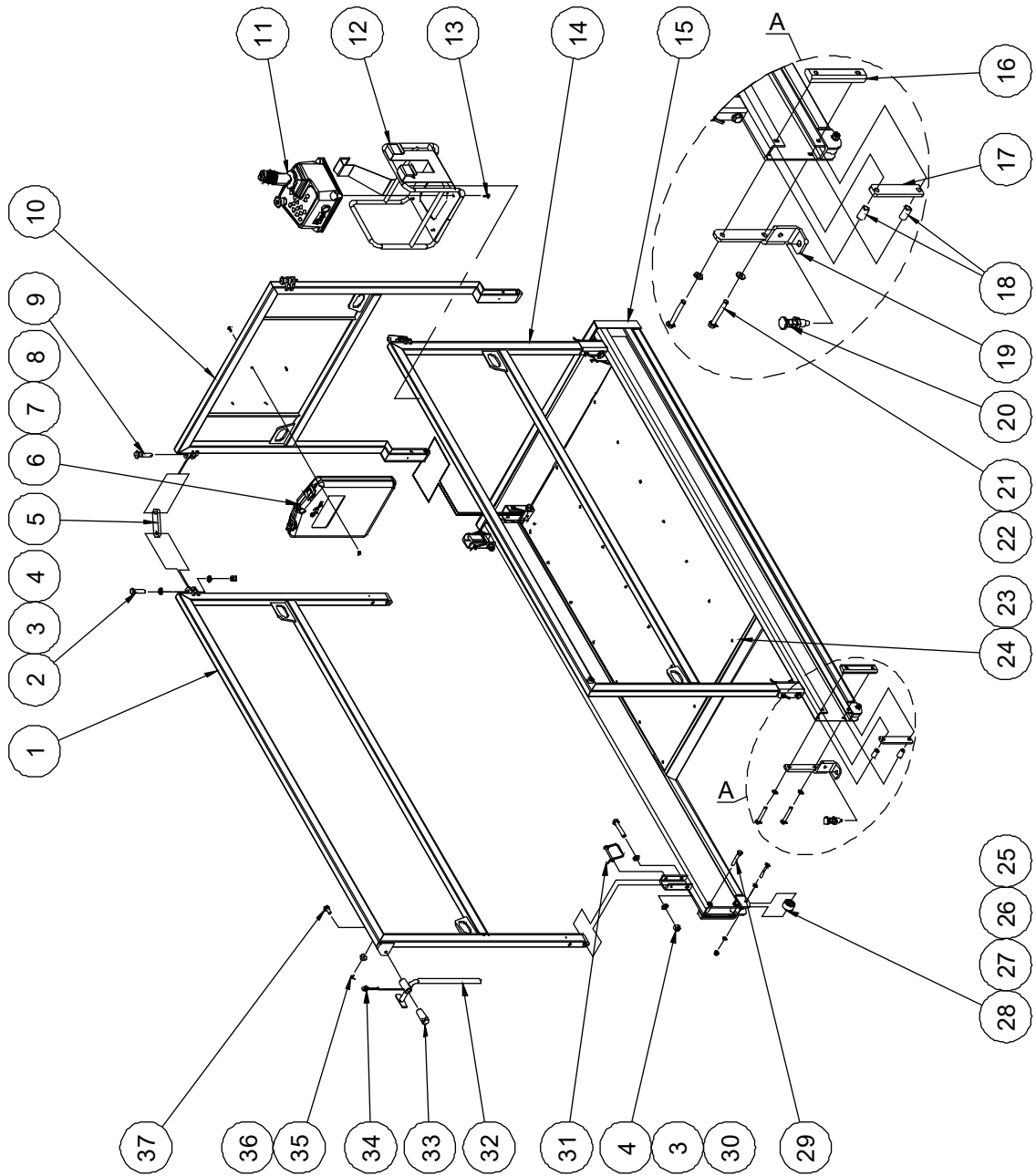
301.1 Main Platform Assembly

Item	Part No.	Description	Qty.
1	00009805	Load sensor amplifier	1
2	00002484	Screw GB/T 70.1 M5×25	2
3	10021259	Cover	1
4	00002029	Screw GB/T 70.1 M6×12	3
5	00002583	Washer GB/T 96.1 6	3
6	00000621	Washer GB/T 93 6	15
7	10012192	Inserted pin	2
8	10023073	Rear rail 2 (JCPT1912DCL)	1
	10022024	Rear rail 2 (JCPT1712DCL)	1
9	00000993	Bolt GB/T 5783 M8×25	4
10	00000608	Washer GB/T 97.1 8	13
11	10018899	Ring bracket	2
12	10018898	Ring	2
13	00001163	Nut GB/T 6182 M8	5
14	10022028	Limit plate	1
15	00000609	Washer GB/T 93 8	43
16	00001063	Bolt GB/T 5783 M8×16	3
17	10000376	Bumper	2
18	00001011	Screw GB/T 973 M5×12	2
19	10004174	Lockpin	8
20	00004028	Bolt GB/T 5782 M12×70	8
21	00000814	Washer GB/T 97.1 12	20
22	00001249	Nut GB/T 6182 M12	10
23	10011328	Roller	5
24	10006579	Washer	5
25	10006578	Block	5
26	00001823	Clip 24	2
27	00004385	Screw GB/T 823 M4×8	2
28	00002555	Screw GB/T 70.1 M8×25	40

301.1 Main Platform Assembly

Item	Part No.	Description	Qty.
29	00005165	Screw GB/T 79 M10×20	10
30	10014045	Pin	5
31	00000944	Washer GB/T 894.1-40	5
32	00001996	Rivet GB/T 12618.4 4.8×12 (JCPT1912DCL)	84
	00001996	Rivet GB/T 12618.4 4.8×12 (JCPT1712DCL)	74
33	10022032	Main platform deck plate	1
34	10023064	Main deck weldment (JCPT1912DCL)	1
	10022002	Main deck weldment (JCPT1712DCL)	1
35	10023070	Rear rail 1 (JCPT1912DCL)	1
	10022020	Rear rail 1 (JCPT1712DCL)	1
36	10014463	Circuit breaker bracket	1
37	00002268	Bolt GB/T 5783 M5×20	4
38	00000605	Washer GB/T 97.1 5	8
39	00000613	Nut GB/T 6182 M5	4
40	10024234	Hole plug	1
41	10023074	Main platform deck plate	1
42	10022025	Rear rail 1	1
43	10000302	Hinge B	1
44	10000299	Hinge A	1
45	00000818	Bolt GB/T 5783 M6×16	12
46	00000620	Washer GB/T 97.1 6	12
47	10011427	Entry gate	1
48	00002604	Bolt GB/T 5783 M8×40	1
49	10011325	Latch handle	1
50	10022026	Rear rail 2	1
51	00001856	Bolt GB/T 5783 M12×50	2
52	10023658	Bracket	2

302.1 Platform Extension Assembly



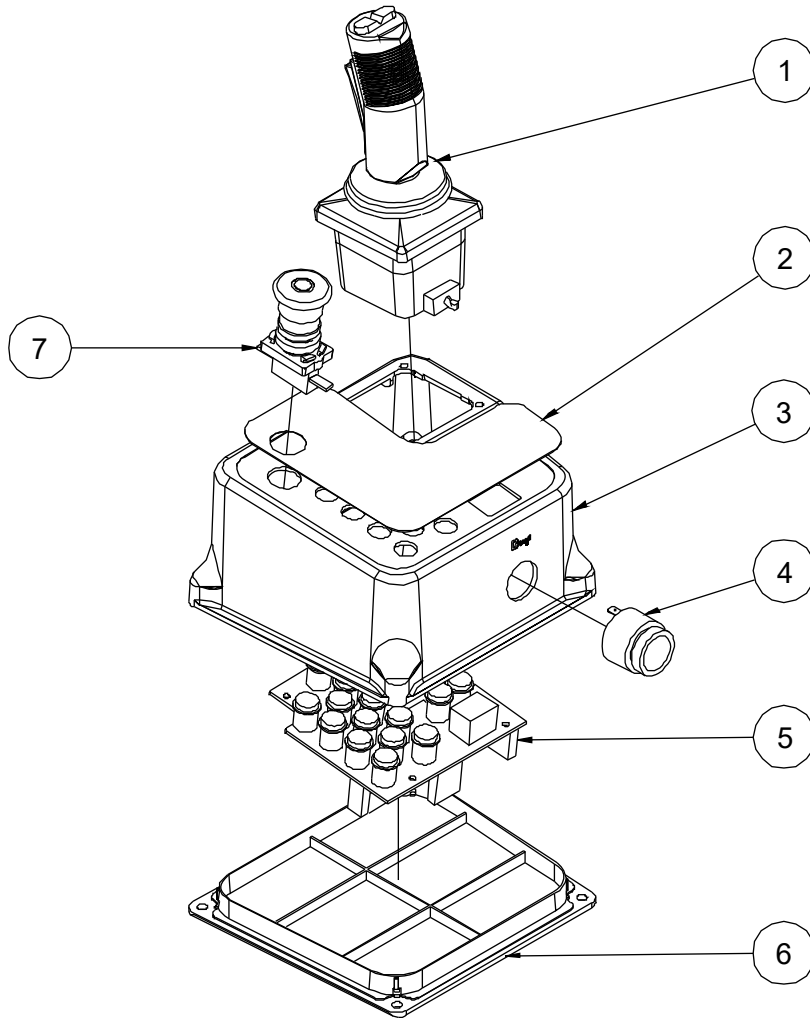
302.1 Platform Extension Assembly

Item	Part No.	Description	Qty.
1	10022063	Left extension rail	1
2	00001856	Bolt GB/T 5783 M12×50	2
3	00000814	Washer GB/T 97.1 12	16
4	00001249	Nut GB/T 6182 M12	8
5	10022027	Bracket	2
6	50000555	Manual box	1
7	00002523	Screw GB/T 973 M5×16	4
8	00002573	Nut GB/T 6183.1 M5	4
9	10012192	Inserted pin	2
10	10022047	Front rail	1
11		Platform control box assembly (refer to 303.1)	1
12	10011382	Platform control box mount bracket	1
	10017028	Platform control box mount bracket (with cover)	1
13	00001986	Screw GB/T 818 M6×16 - H	4
14	10022049	Right extension rail	1
15	10022034	Extension deck weldment	1
16	10012191	Baffle plate	2
17	10011377	Baffle plate	2
18	10011378	Spacer sleeve	4
19	10022065	Limit plate	1
20	10000396	Lock pin	1
21	00002512	Bolt GB/T 5782 M10×70	2
22	00000615	Washer GB/T 97.1 10	4
23	00001996	Rivet GB/T 12618.4 4.8×12	28
24	10022064	Platform extension deck plate	1
25	00001163	Nut GB/T 6182 M8	2
26	00000608	Washer GB/T 97.1 8	4
27	00003136	Screw GB/T 70.1 M8×55	2
28	10011275	Roller	2

302.1 Platform Extension Assembly

Item	Part No.	Description	Qty.
29	00001984	Bolt GB/T 5782 M10×60	2
30	00004028	Bolt GB/T 5782 M12×70	6
31	10004174	Inserted pin	6
32	10011470	Lock handle weldment	1
33	10011469	Pin	1
34	10011337	Cotter pin	1
35	00001011	Screw GB/T 973 M5×12	2
36	10000376	Bumper	2
37	00000678	Bolt GB/T 5783 M10×25	1

303.1 Platform Control Box Assembly

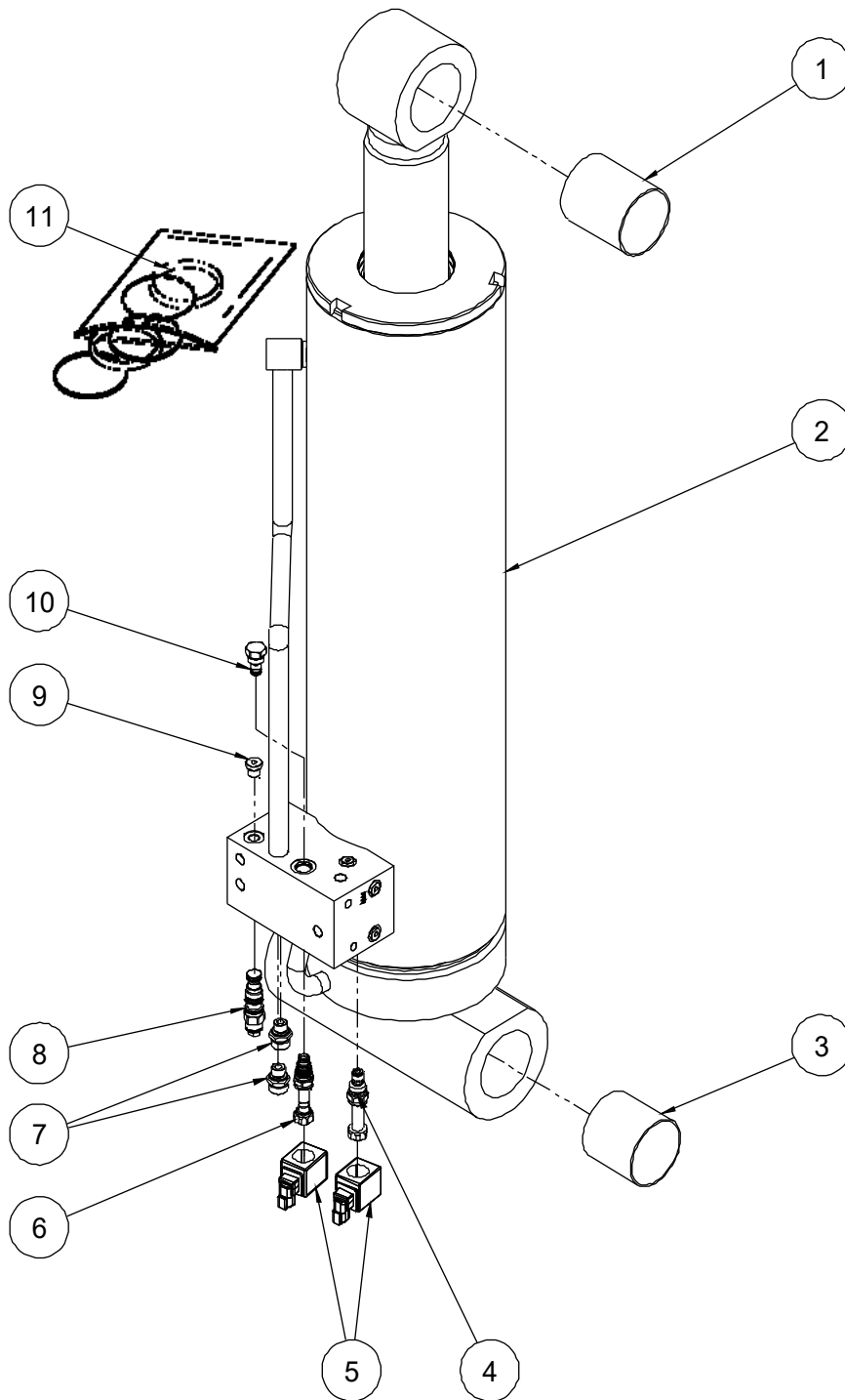


303.1 Platform Control Box Assembly

Item	Part No.	Description	Qty.
1	00004358	Joystick	1
2	09140047	Decal, Platform control panel	1
3	00004356	Enclosure	1
4	00000712	Alarm	1
5	00004357	Main board	1
6	00004355	Cover bottom	1
7	00000713	Emergency stop switch	1

Section 4 Hydraulic System

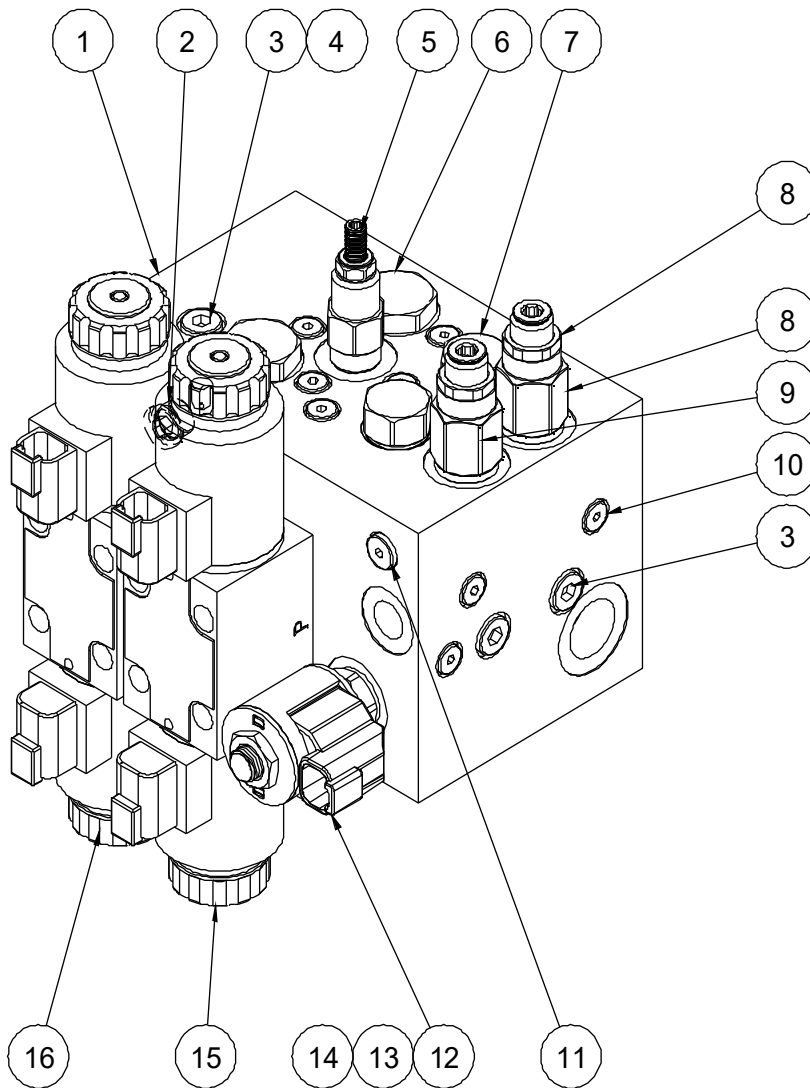
401.1 Lift Cylinder Assembly



401.1 Lift Cylinder Assembly

Item	Part No.	Description	Qty.
1	00009781	8812-808598A Bearing	1
2	10023201	Lift cylinder (JCPT1912DCL)	1
	10021975	Lift cylinder (JCPT1712DCL)	1
3	00009630	8812-808580A Bearing	2
4	00009776	Solenoid valve spool (A)	1
5	00009641	Coil	2
6	00009775	Proportional valve (D)	1
7	00001265	Straight fitting	2
8	00004587	Counterbalance valve spool (C) (JCPT1912DCL)	1
	00009779	Counterbalance valve spool (C) (JCPT1712DCL)	1
9	00001073	Plug VSTI14×1.5ED	1
10	10000404	Check valve (CV3)	1
11	00010288	Seal kit	1

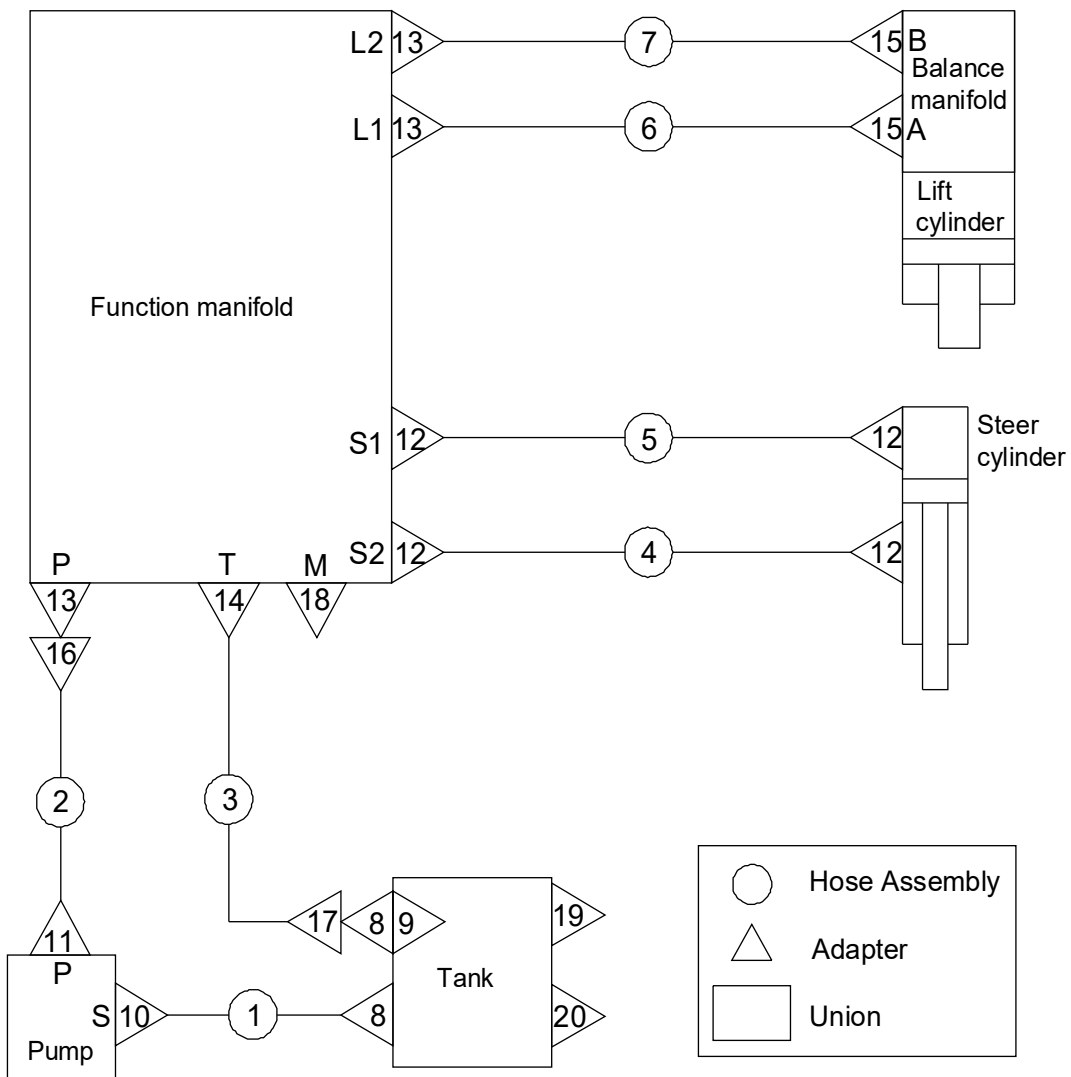
402.1 Function Manifold



402.1 Function Manifold

Item	Part No.	Description	Qty.
1	00009649	Valve body	1
2	00004383	Plug SAE5	1
3	00002998	Plug SAE4	7
4	00007610	Orifice 3/8-16_Φ2.5	1
5	00010285	Relief valve (RV1)	1
6	00003998	Check valve (CV1, CV2)	2
7	00009339	Pilot-operated check valve (CO1.1, CO1.2)	2
8	00010283	Relief valve (RV2.1)	1
9	00010284	Relief valve (RV2.2)	1
10	00002999	Plug SAE2	13
11	00002997	Plug SAE3	3
12	00004091	Coil	1
13	00003017	Nut	1
14	00002395	Solenoid valve spool (SV1)	1
15	00010286	Solenoid valve (DSE1)	1
16	00008370	Solenoid valve (DS1)	1

403.1 Hydraulic Hoses and Fittings

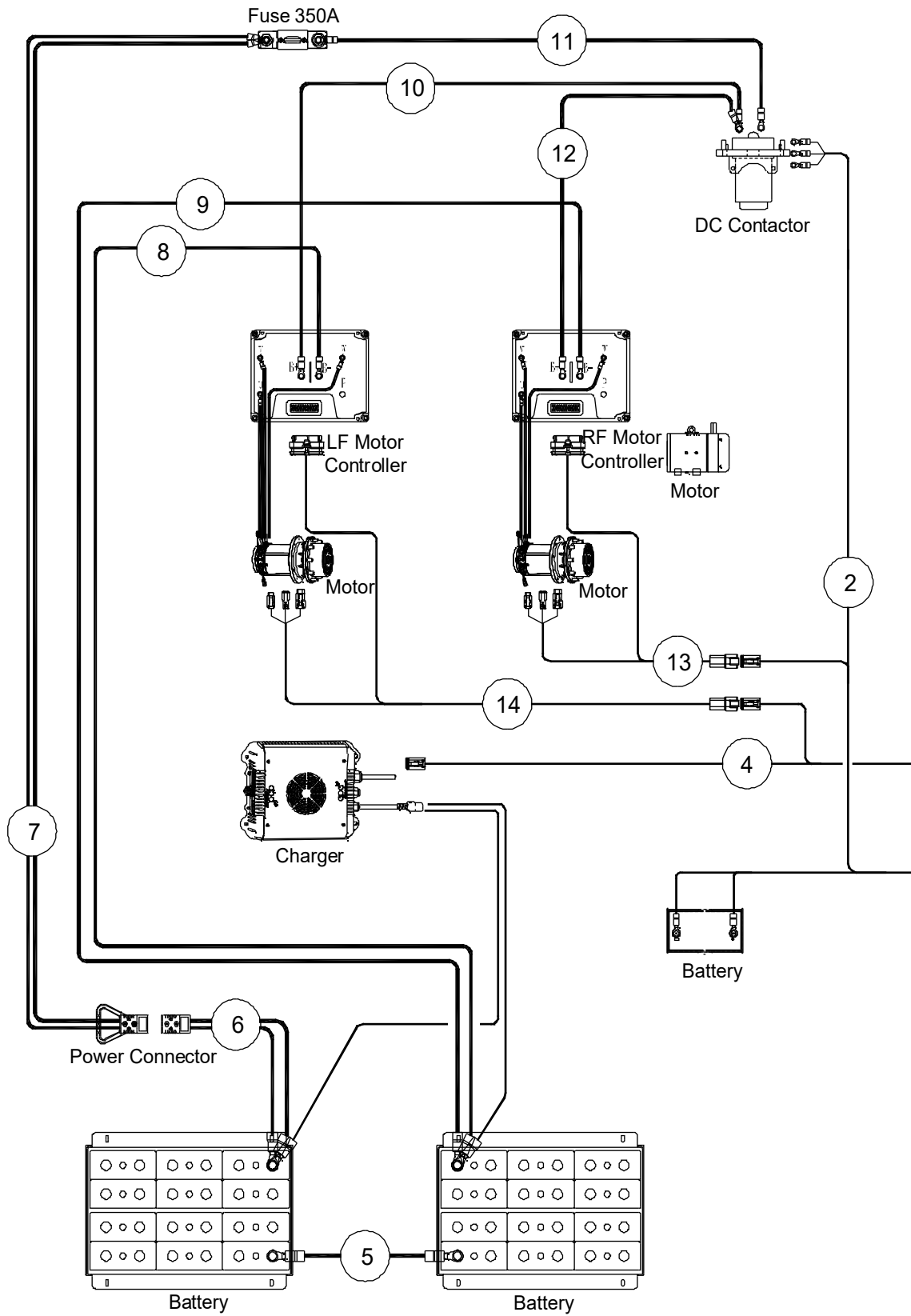


403.1 Hydraulic Hoses and Fittings

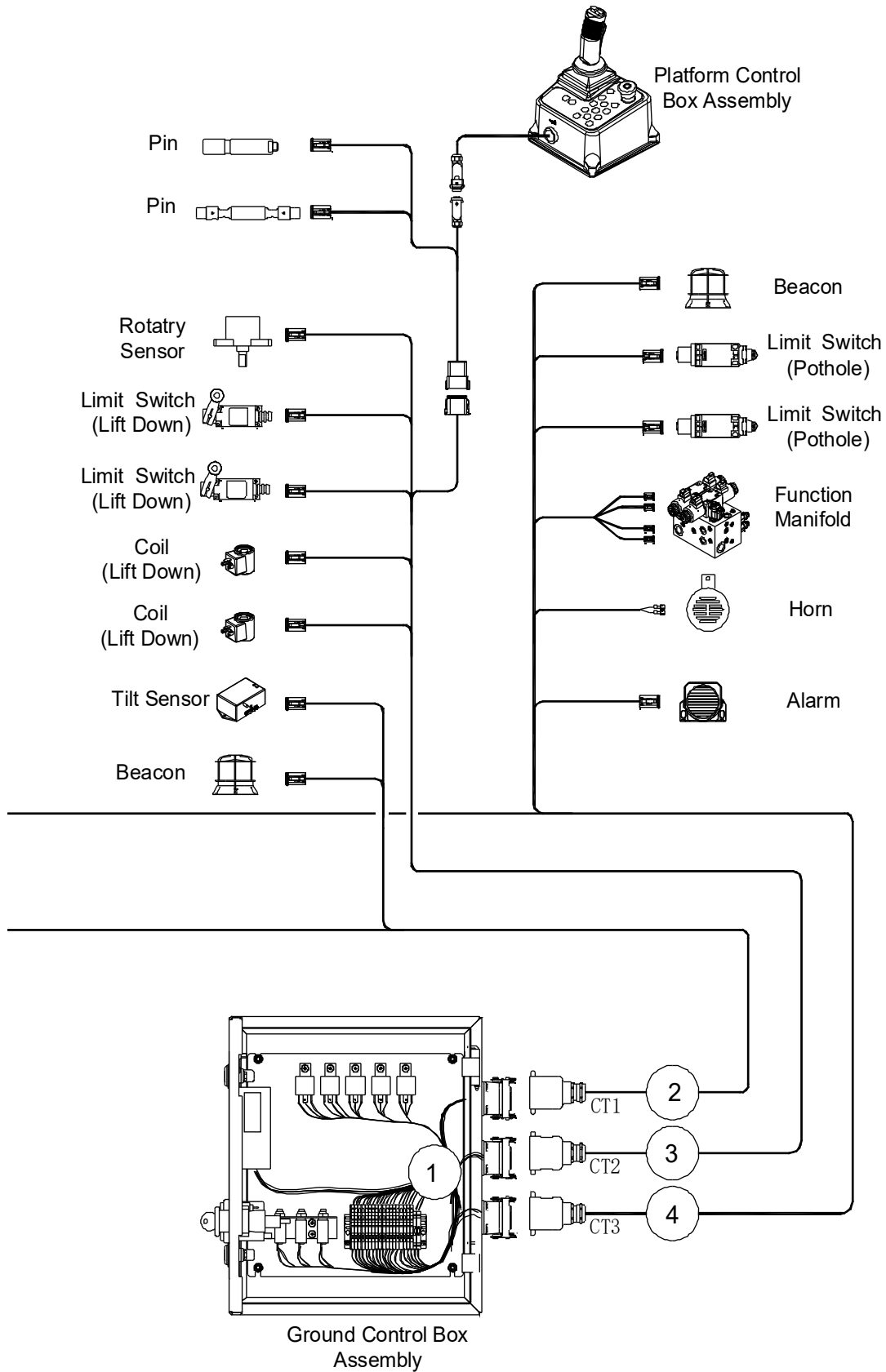
Item	Part No.	Description	Qty.
1	00009927	Hose assembly (JCPT1912DCL)	1
	00010230	Hose assembly (JCPT1712DCL)	1
2	00006356	Hose assembly (JCPT1912DCL)	1
	00009102	Hose assembly (JCPT1712DCL)	1
3	00009926	Hose assembly (JCPT1912DCL)	1
	00009981	Hose assembly (JCPT1712DCL)	1
4	00009928	Hose assembly (JCPT1912DCL)	1
	00010231	Hose assembly (JCPT1712DCL)	1
5	00009516	Hose assembly (JCPT1912DCL)	1
	00009245	Hose assembly (JCPT1712DCL)	1
6	00009929	Hose assembly (JCPT1912DCL)	1
	00009982	Hose assembly (JCPT1712DCL)	1
7	00009930	Hose assembly (JCPT1912DCL)	1
	00009983	Hose assembly (JCPT1712DCL)	1
8	00001272	Straight fitting	2
9	00002071	Straight fitting	1
10	00001512	Straight fitting	1
11	00001506	Straight fitting	1
12	00001282	Straight fitting	4
13	00001266	Straight fitting	3
14	00001269	Straight fitting	1
15	00001265	Straight fitting	2
16	00001835	Elbow	1
17	00001836	Elbow	1
18	00001073	Plug VSTI14×1.5ED	1
19	00001074	Plug VSTI16×1.5ED	1
20	00001076	Plug VSTI20×1.5ED	1

Section 5 Electrical System

501.1 Electrical Harness



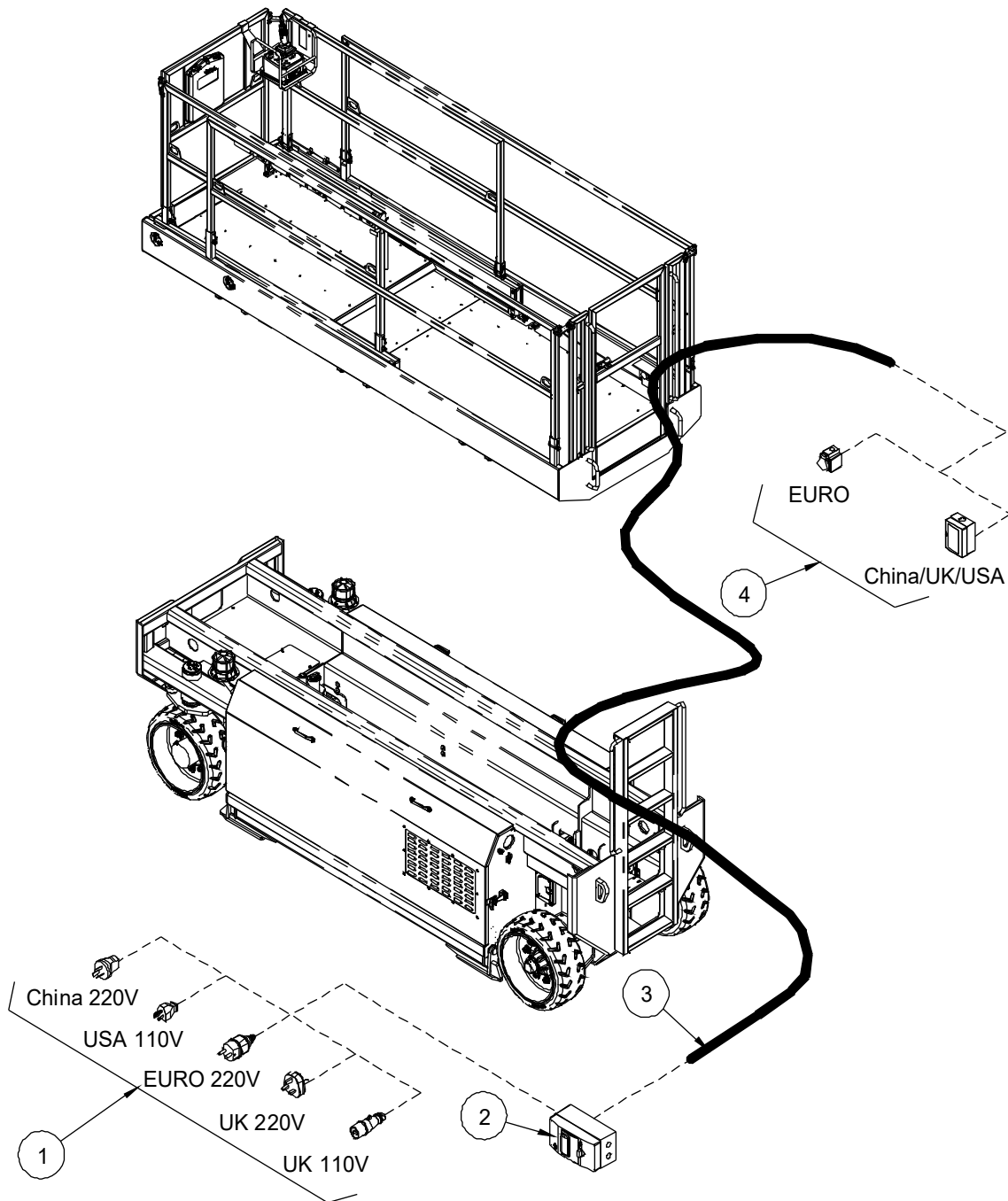
501.1 Electrical Harness



501.1 Electrical Harness

Item	Part No.	Description	Qty.
1	00009903	Ground control box harness	1
2	00009904	CT1 harness (JCPT1912DCL)	1
	00009959	CT1 harness (JCPT1712DCL)	1
3	00009905	CT2 harness (JCPT1912DCL)	1
	00009962	CT2 harness (JCPT1712DCL)	1
4	00009909	CT3 harness (JCPT1912DCL)	1
	00009963	CT3 harness (JCPT1712DCL)	1
5	00009923	Battery harness (JCPT1912DCL)	1
	00009974	Battery harness (JCPT1712DCL)	1
6	00009913	Battery Positive harness (JCPT1912DCL)	1
	00009964	Battery Positive harness (JCPT1712DCL)	1
7	00009914	Fuse harness (JCPT1912DCL)	1
	00009965	Fuse harness (JCPT1712DCL)	1
8	00009922	Drive controller negative harness 2 (JCPT1912DCL)	1
	00009973	Drive controller negative harness 2 (JCPT1712DCL)	1
9	00009919	Drive controller negative harness 1 (JCPT1912DCL)	1
	00009971	Drive controller negative harness 1 (JCPT1712DCL)	1
10	00009921	Drive controller positive harness 2 (JCPT1912DCL)	1
	00009972	Drive controller positive harness 2 (JCPT1712DCL)	1
11	00009915	Contactorm harness (JCPT1912DCL)	1
	00009967	Contactorm harness (JCPT1712DCL)	1
12	00009918	Drive controller positive harness 1 (JCPT1912DCL)	1
	00009970	Drive controller positive harness 1 (JCPT1712DCL)	1
13	00009912	Drive motor harness 2 (JCPT1912DCL)	1
	00009976	Drive motor harness 2 (JCPT1712DCL)	1
14	00009911	Drive motor harness 1 (JCPT1912DCL)	1
	00009975	Drive motor harness 1 (JCPT1712DCL)	1

502.1 Power to Platform

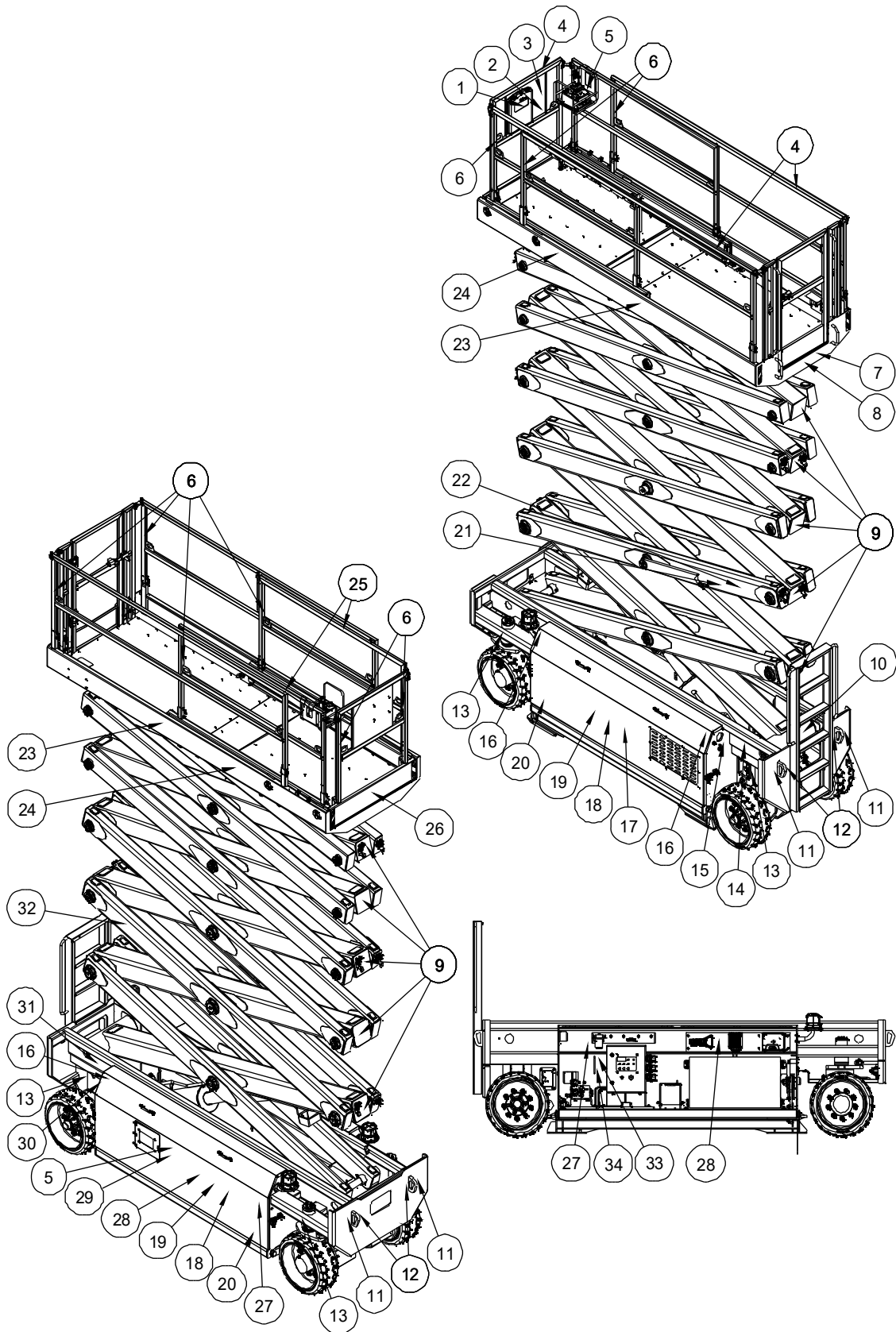


502.1 Power to Platform

Item	Part No.	Description	Qty.
1	00003148	AC plug (China 220V)	1
	00003149	AC plug (USA 110V)	1
	00003151	AC plug (European 220V)	1
	00003150	AC plug (UK 220V)	1
	00002615	AC plug (UK 110V)	1
2	00002634	Circuit breaker (Option)	1
3	00010545	Wire cable, platform AC power	1
4	00002709	AC socket (European)	1
	00000668	AC socket (China/UK/USA)	1

Section 6 Decal

601.1 Decals with Words (JCPT1912DCL)



601.1 Decals with Words (JCPT1912DCL)

Item	Part No.	Description	Qty.
1	09340001	Decal, Notice-Keep the manual with the machine	1
2	09440119	Decal, Danger-Tip-over hazard, tilt-alarm	1
3	09440001	Decal, Danger-General safety rules	1
4	09340070	Decal, Symbols-Non operating hand position	3
5	09340003	Decal, Instructions-Refer the operator to the instructions for use	2
6	09440011	Decal, Label-Lanyard anchorage point	10
7	09440541	Decal, Label-Capacity 500kg	1
8	09440005	Decal, Warning-Use indoors only	1
9	09430007	Decal, Symbols-Crushing hazard	10
10	09410005	Decal, Danger-Do not alter or disable limit switch	1
11	09310050	Decal, Instructions-Tie down point	4
12	09310049	Decal, Instructions-Lift point	4
13	09310120	Decal, Instructions-Maximum wheel load 2210kg	4
14	09310552	Decal, Instructions-Grease filling port	1
15	09310219	Decal, Instructions-Battery charger	1
16	09410148	Decal, Symbols-Crushing hazard	8
17	09410071	Decal, Warning-Injection hazard	1
18	09410140	Decal, Warning-Filling water warning	2
19	09410001	Decal, Danger-Explosion/burn hazard	2
20	09610100	Decal, Label-JCPT1912DCL	2
21	09430028	Decal, Danger-Safety arm	1
22	09330033	Decal, Instructions-Grease filling port	1
23	09640250	Decal, Cosmetic-JCPT1912DCL	2
24	09440007	Decal, Caution-Max. manual force 400N	2
25	09440212	Decal, Warning-Crushing hazard	2
26	09540001	Decal, Label-CE	1
27	09310054	Decal, Instructions-Hydraulic	2
28	09310349	Decal, Notice-Main power switch operation	2

601.1 Decals with Words (JCPT1912DCL)

Item	Part No.	Description	Qty.
29	09410003	Decal, Warning-Inspected and operation properly	1
30	09310217	Decal, Instructions-Power to platform	1
31	09310550	Decal, Instructions-Grease filling port	1
32	09330035	Decal, Instructions-Grease filling port	1
33	09310052	Decal, Instructions-Highest oil level	1
34	09310053	Decal, Instructions-Lowest oil level	1

601.1 Decals with Words (JCPT1912DCL)

① 09340001



④ 09340070



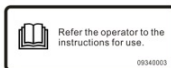
③ 09440001



② 09440119



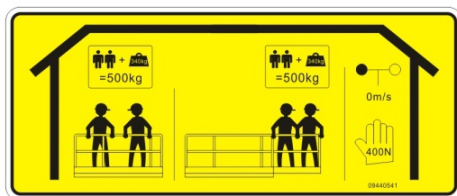
⑤ 09340003



⑥ 09440011



⑦ 09440541



⑨ 09430007



⑧ 09440005



⑩ 09410005



⑪ 09310050



⑫ 09310049



⑬ 09310120



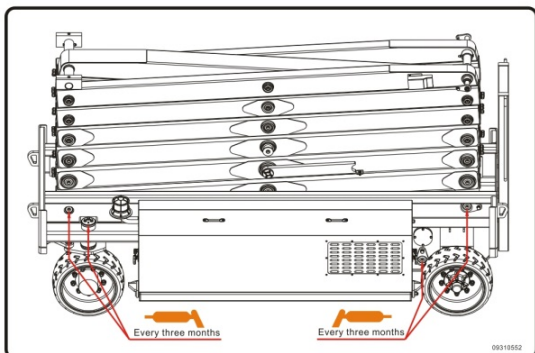
⑮ 09310219



⑯ 09410148



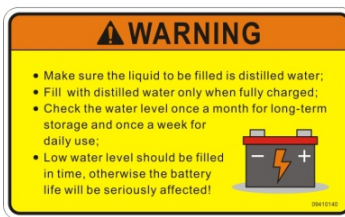
⑭ 09310552



⑰ 09410071



⑱ 09410140



601.1 Decals with Words (JCPT1912DCL)

①9 09410001

②2 09330033

②4 09440007

②0 09610100

JCPT1912DCL

②1 09430028

②3 09640250

JCPT1912DCL

②5 09440212

②6 09540001

②8 09310349

②9 09410003

②7 09310054

③0 09310217

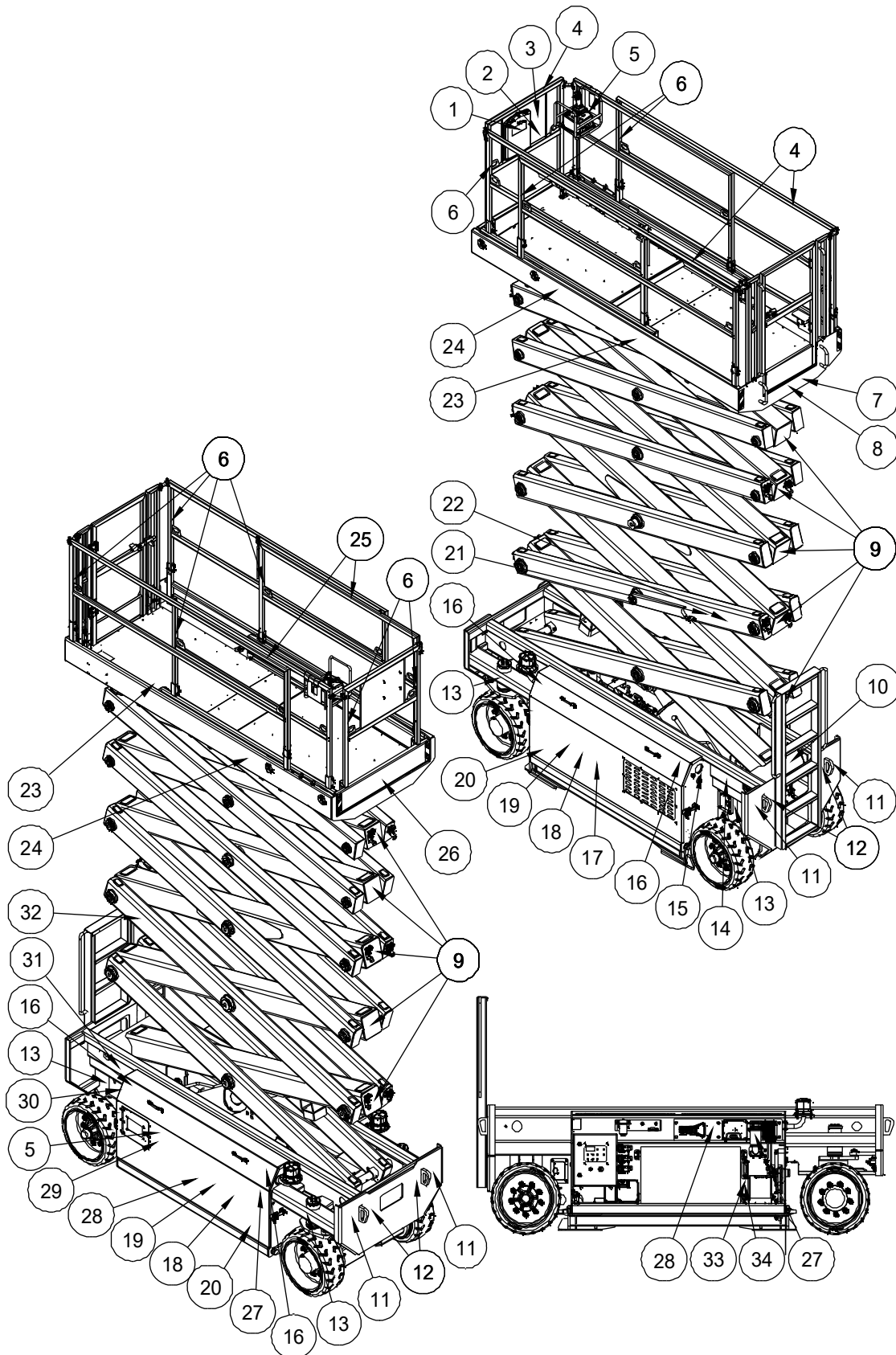
③3 09310052

③4 09310053

③1 09310550

③2 09330035

601.2 Decals with Words (JCPT1712DCL)



601.2 Decals with Words (JCPT1712DCL)

Item	Part No.	Description	Qty.
1	09340001	Decal, Notice-Keep the manual with the machine	1
2	09440119	Decal, Danger-Tip-over hazard, tilt-alarm	1
3	09440001	Decal, Danger-General safety rules	1
4	09340070	Decal, Symbols-Non operating hand position	3
5	09340003	Decal, Instructions-Refer the operator to the instructions for use	2
6	09440011	Decal, Label-Lanyard anchorage point	10
7	09440541	Decal, Label-Capacity 500kg	1
8	09440005	Decal, Warning-Use indoors only	1
9	09430007	Decal, Symbols-Crushing hazard	10
10	09410005	Decal, Danger-Do not alter or disable limit switch	1
11	09310050	Decal, Instructions-Tie down point	4
12	09310049	Decal, Instructions-Lift point	4
13	09310118	Decal, Instructions-Maximum wheel load 1930kg	4
14	09310552	Decal, Instructions-Grease filling port	1
15	09310219	Decal, Instructions-Battery charger	1
16	09410148	Decal, Symbols-Crushing hazard	8
17	09410071	Decal, Warning-Injection hazard	1
18	09410140	Decal, Warning-Filling water warning	2
19	09410001	Decal, Danger-Explosion/burn hazard	2
20	09610101	Decal, Label-JCPT1712DCL	2
21	09430028	Decal, Danger-Safety arm	1
22	09330033	Decal, Instructions-Grease filling port	1
23	09640251	Decal, Cosmetic-JCPT1712DCL	2
24	09440007	Decal, Caution-Max. manual force 400N	2
25	09440212	Decal, Warning-Crushing hazard	2
26	09540001	Decal, Label-CE	1
27	09310054	Decal, Instructions-Hydraulic	1
28	09310349	Decal, Notice-Main power switch operation	2

601.2 Decals with Words (JCPT1712DCL)

Item	Part No.	Description	Qty.
29	09410003	Decal, Warning-Inspected and operation properly	1
30	09310217	Decal, Instructions-Power to platform	1
31	09310550	Decal, Instructions-Grease filling port	1
32	09330035	Decal, Instructions-Grease filling port	1
33	09310052	Decal, Instructions-Highest oil level	1
34	09310053	Decal, Instructions-Lowest oil level	1

601.2 Decals with Words (JCPT1712DCL)

① 09340001



④ 09340070



③ 09440001



② 09440119



⑤ 09340003



⑥ 09440011



⑦ 09440541



⑨ 09430007



⑧ 09440005



⑩ 09410005



⑪ 09310050



⑫ 09310049



⑬ 09310118



⑮ 09310219



⑯ 09410148



⑰ 09410071



⑭ 09310552



⑱ 09410140

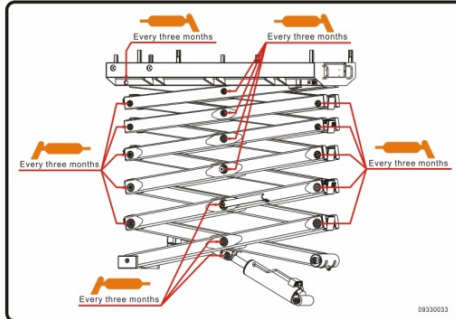


601.2 Decals with Words (JCPT1712DCL)

19 09410001



22 09330033



24 09440007



20 09610101

JCPT1712DCL

21 09430028



23 09640251

JCPT1712DCL


25 09440212



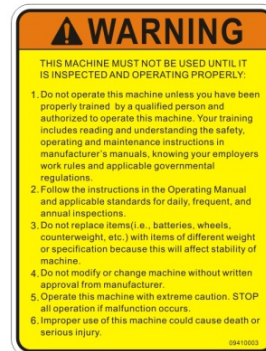
26 09540001



28 09310349



29 09410003



27 09310054

HYDRAULIC

30 09310217



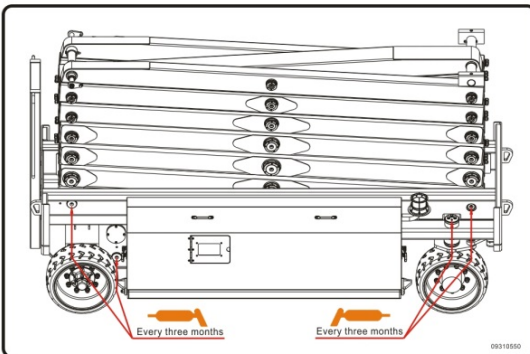
33 09310052



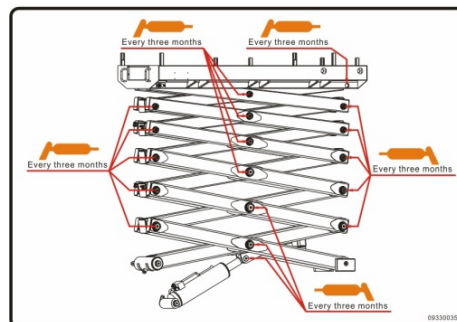
34 09310053



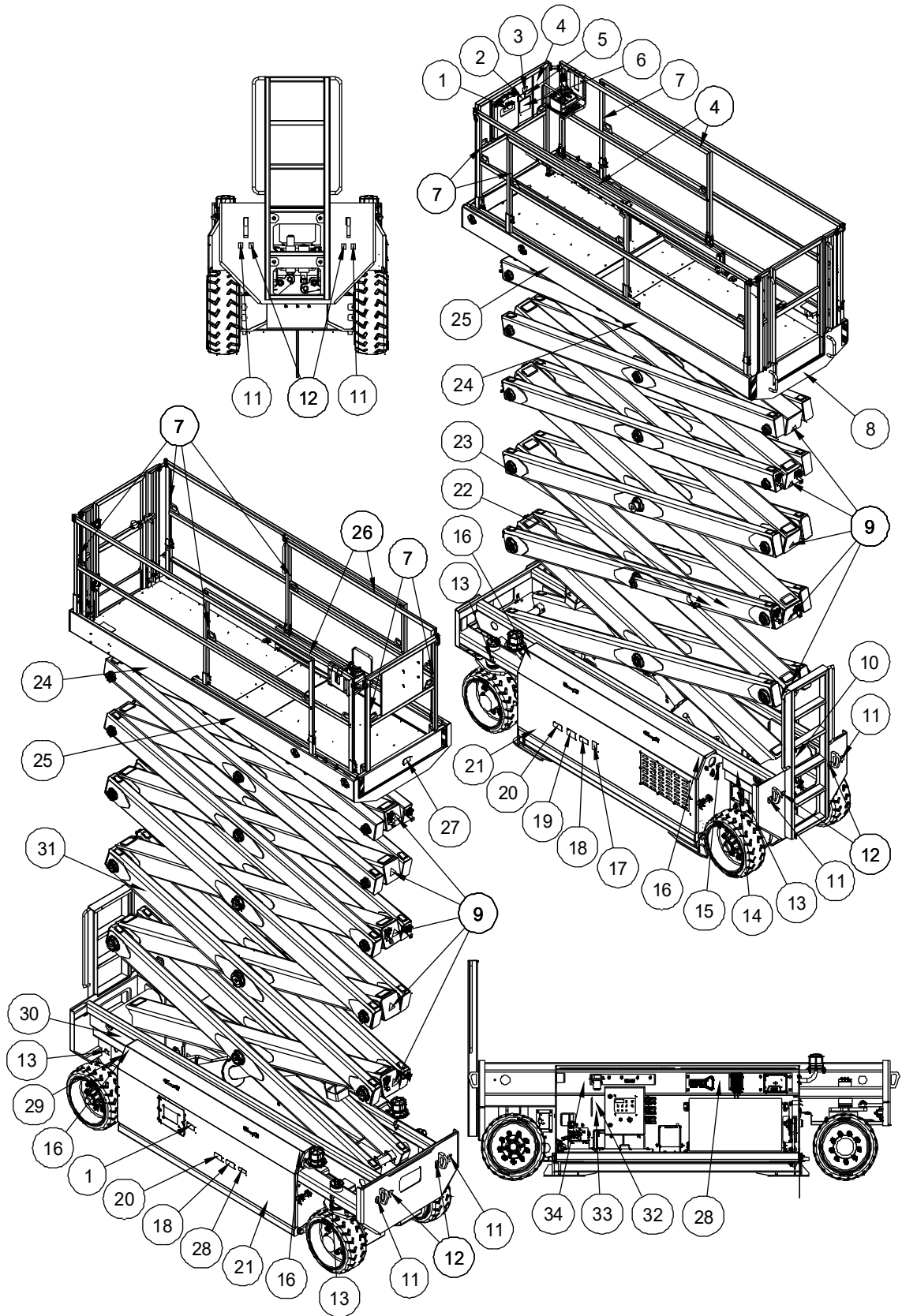
31 09310550



32 09330035



602.1 Decals with Symbols (JCPT1912DCL)









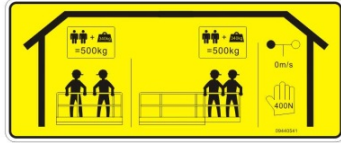












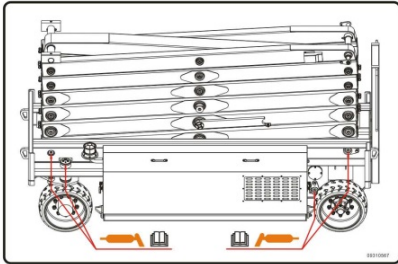







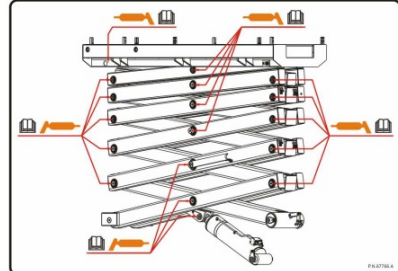



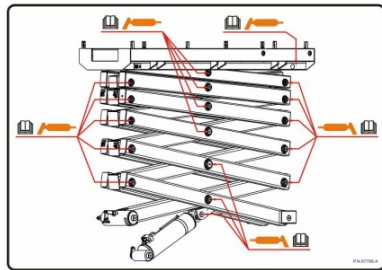
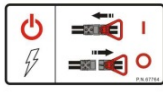
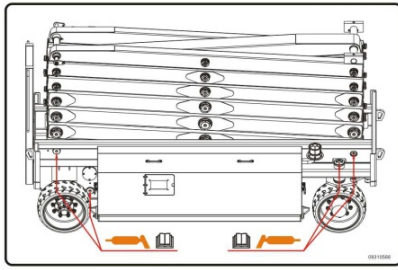






602.1 Decals with Symbols (JCPT1912DCL)

Item	Part No.	Description	Qty.
1	09340026	Decal, Symbols-Refer the operator to the instructions for use	2
2	09440094	Decal, Symbols-Tip-over hazard, outrigger	1
3	09340028	Decal, Instructions-Directional arrows	1
4	09340070	Decal, Symbols-Non operating hand position	3
5	09440090	Decal, Symbols-Tip-over hazard, tilt-alarm	1
6	09440091	Decal, Symbols-General safety rules	1
7	09440089	Decal, Label-Lanyard anchorage point	10
8	09410541	Decal, Label-Capacity 500kg	1
9	09430016	Decal, Symbols-Crushing hazard	10
10	09410051	Decal, Symbols-Do not alter or disable limit switch	1
11	09310094	Decal, Instructions-Tie down point	4
12	09310095	Decal, Instructions-Lift point	4
13	09310120	Decal, Instructions-Maximum wheel load: 2210kg	4
14	09310567	Decal, Symbols-Grease filling port	1
15	09310355	Decal, Symbols-Battery charging instructions	1
16	09410146	Decal, Symbols-Crushing hazard	8
17	09410050	Decal, Symbols-Injection hazard	1
18	09410049	Decal, Symbols-Electrocution hazard	2
19	09410147	Decal, Symbols-Charge warning	1
20	09410048	Decal, Symbols-Explosion/burn hazard	2
21	09610100	Decal, Label-JCPT1912DCL	2
22	09430008	Decal, Symbols-Safety arm	1
23	09330020	Decal, Instructions-Grease filling port	1
24	09640250	Decal, Label-JCPT1912DCL	2
25	09440072	Decal, Symbols-Max. manual force 400N	2
26	09440212	Decal, Warning-Crushing hazard	2
27	09540001	Decal, Label-CE	1
28	09310354	Decal, Notice-Main power switch operation	2

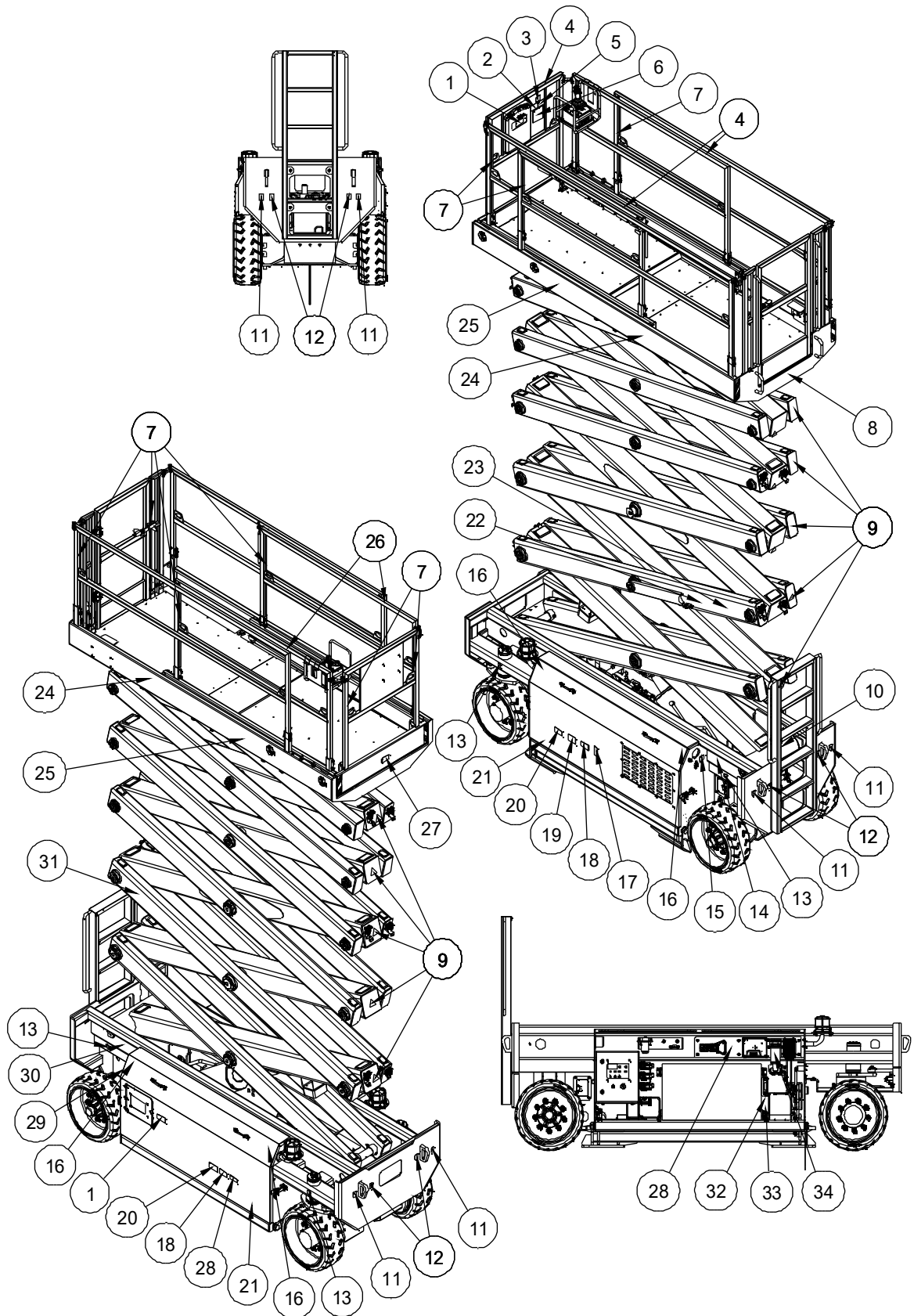
602.1 Decals with Symbols (JCPT1912DCL)

Item	Part No.	Description	Qty.
29	09310098	Decal, Symbols-Platform power instructions	1
30	09310566	Decal, Instructions-Grease filling port	1
31	09330021	Decal, Instructions-Grease filling port	1
32	09310052	Decal, Instructions-Highest Hydraulic Oil Level	1
33	09310053	Decal, Instructions-Lowest Hydraulic Oil Level	1
34	09310073	Decal, Instructions-Hydraulic Oil	1

602.1 Decals with Symbols (JCPT1912DCL)

① 09340026 	② 09440094 	③ 09340028 	④ 09340070 	⑥ 09440091 
⑤ 09440090 	⑧ 09440541 	⑦ 09440089 	⑨ 09430016 	     
⑩ 09410051 	⑪ 09310094 	⑫ 09310095 	⑬ 09310120 	⑭ 09310567 
⑮ 09310355 	⑯ 09410146 	⑰ 09410050 	⑲ 09410147 	⑳ 09410048 
⑱ 09410049 	㉑ 09610100 JCPT1912DCL	㉒ 09410048 	㉓ 09330020 	
㉔ 09640250 JCPT1912DCL	㉕ 09430008 	㉖ 09440072 	㉗ 09540001 	㉘ 09330021 
㉙ 09310354 	㉚ 09310566 	㉛ 09440212 	㉜ 09310052 	㉝ 09310073 
㉞ 09310098 	㉟ 09310053 	㊱ 09310052 		

602.2 Decals with Symbols (JCPT1712DCL)









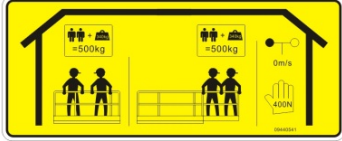











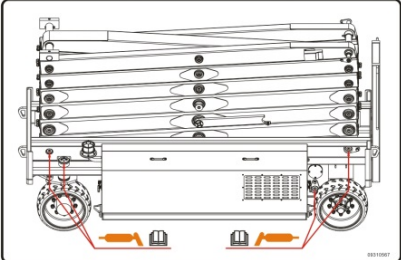



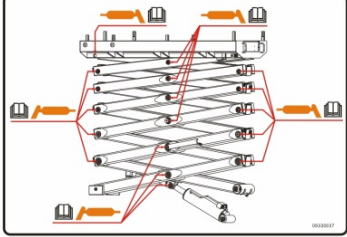

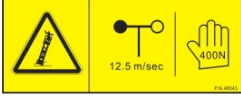

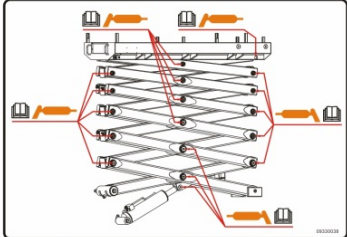
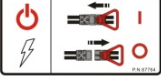

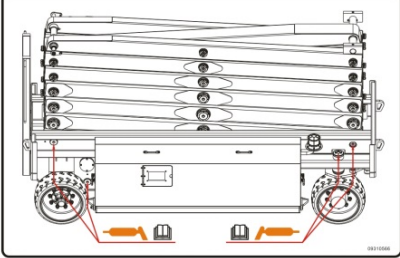




602.2 Decals with Symbols (JCPT1712DCL)

Item	Part No.	Description	Qty.
1	09340026	Decal, Symbols-Refer the operator to the instructions for use	2
2	09440094	Decal, Symbols-Tip-over hazard, outrigger	1
3	09340028	Decal, Instructions-Directional arrows	1
4	09340070	Decal, Symbols-Non operating hand position	3
5	09440090	Decal, Symbols-Tip-over hazard, tilt-alarm	1
6	09440091	Decal, Symbols-General safety rules	1
7	09440089	Decal, Label-Lanyard anchorage point	10
8	09410541	Decal, Label-Capacity 500kg	1
9	09430016	Decal, Symbols-Crushing hazard	10
10	09410051	Decal, Symbols-Do not alter or disable limit switch	1
11	09310094	Decal, Instructions-Tie down point	4
12	09310095	Decal, Instructions-Lift point	4
13	09310118	Decal, Instructions-Maximum wheel load: 1930kg	4
14	09310567	Decal, Symbols-Grease filling port	1
15	09310355	Decal, Symbols-Battery charging instructions	1
16	09410146	Decal, Symbols-Crushing hazard	4
17	09410050	Decal, Symbols-Injection hazard	1
18	09410049	Decal, Symbols-Electrocution hazard	2
19	09410147	Decal, Symbols-Charge warning	1
20	09410048	Decal, Symbols-Explosion/burn hazard	2
21	09610101	Decal, Label-JCPT1712DCL	2
22	09430008	Decal, Symbols-Safety arm	1
23	09330037	Decal, Instructions-Grease filling port	1
24	09640251	Decal, Label-JCPT1712DCL	2
25	09440072	Decal, Symbols-Max. manual force 400N	2
26	09440212	Decal, Warning-Crushing hazard	2
27	09540001	Decal, Label-CE	1
28	09310354	Decal, Notice-Main power switch operation	2

602.2 Decals with Symbols (JCPT1712DCL)

Item	Part No.	Description	Qty.
29	09310098	Decal, Symbols-Platform power instructions	1
30	09310566	Decal, Instructions-Grease filling port	1
31	09330038	Decal, Instructions-Grease filling port	1
32	09310052	Decal, Instructions-Highest Hydraulic Oil Level	1
33	09310053	Decal, Instructions-Lowest Hydraulic Oil Level	1
34	09310073	Decal, Instructions-Hydraulic Oil	1

602.2 Decals with Symbols (JCPT1712DCL)

① 09340026 	② 09440094 	③ 09340028 	④ 09340070 	⑥ 09440091 
⑤ 09440090 	⑧ 09440541 	⑦ 09440089 	⑨ 09430016 	
⑩ 09410051 	⑪ 09310094 	⑫ 09310095 	⑭ 09310567 	⑬ 09310118 
⑮ 09310355 	⑯ 09410146 	⑰ 09410050 		
⑱ 09410049 	⑲ 09410147 	⑳ 09410048 	⑳ 09330037 	
JCPT1712DCL				
JCPT1712DCL				
㉒ 09430008 	㉓ 09440072 	㉔ 09440212 	㉕ 09330038 	
㉖ 09310354 	㉗ 09540001 	㉘ 09310566 	㉙ 09310052 	㉚ 09310073 
㉛ 09310098 	㉜ 09310053 			

Zhejiang Dingli Machinery Co., Ltd.

No.188 Qihang Road. Deqing Zhejiang P.R.
China 313219

Tel: +86-572-8681688

Fax: +86-572-8681690

Web: www.cndingli.com

E-mail: market@cndingli.com

DINGLI